

# SCREWS DIN 933.8.8

## Hexagonal screws

DIN 6921 Knurled



Family 056

DIN 933 8.8



Family 065

DIN 933 Stainless A2



Family 165


DIN 933 8.8 Dichromate-plated



Family 365


### Spanner size 7 mm

Diameter 4  
Thread pitch 0.70



### Spanner size 8 mm

Diameter 5  
Thread pitch 0.80



### Spanner size 10 mm

Diameter 6  
Thread pitch 1.00



6 x 40 640 6 x 70 670  
6 x 45 645 6 x 80 680  
6 x 50 650 6 x 100 6100  
6 x 60 660

# SCREWS DIN 933.8.8


## Hexagonal screws

DIN 6921 Knurled



Family 056

DIN 933 8.8




Family 065

DIN 933 Stainless A2



Family 165

DIN 933 8.8 Dichromate-plated




Family 365

*Spanner size 13 mm*

**Diameter 8**

**Thread pitch 1.25**




8 x 40 **840**  
 8 x 50 **850**  
 8 x 60 **860**  
 8 x 70 **870**  
 8 x 80 **880**

*Spanner size 17 mm*

**Diameter 10**

**Thread pitch 1.50**



10 x 25 **1025**  
 10 x 50 **1050**  
 10 x 60 **1060**  
 10 x 70 **1070**  
 10 x 80 **1080**  
 10 x 90 **1090**  
 10 x 100 **10100**  
 10 x 110 **10110**  
 10 x 120 **10120**  
 12 x 25 **1225**

# SCREWS DIN 933.8.8

## Hexagonal screws

DIN 6921 Knurled




Family 056

DIN 933 8.8




Family 065

DIN 933 Stainless A2



Family 165

DIN 933 8.8 Dichromate-plated



Family 365

### Spanner size 18 mm




Diameter 12  
Thread pitch 1.75

### Spanner size 21 mm

Diameter 14  
Thread pitch 2.00

### Spanner size 24 mm

Diameter 16  
Thread pitch 2.00



1220

1225

1230

1420

1430

1440

1620

1630

1640

12 x 40	<b>1240</b>	12 x 80	<b>1280</b>
12 x 50	<b>1250</b>	12 x 90	<b>1290</b>
12 x 60	<b>1260</b>	12 x 100	<b>12100</b>
12 x 70	<b>1270</b>	12 x 120	<b>12120</b>

14 x 50	<b>1450</b>	14 x 100	<b>14100</b>
14 x 60	<b>1460</b>	14 x 120	<b>14120</b>
14 x 70	<b>1470</b>	14 x 140	<b>14140</b>
14 x 80	<b>1480</b>		

16 x 50	<b>1650</b>	16 x 100	<b>16100</b>
16 x 60	<b>1660</b>	16 x 120	<b>16120</b>
16 x 70	<b>1670</b>	16 x 140	<b>16140</b>
16 x 80	<b>1680</b>	16 x 150	<b>16150</b>

CHECK MEASUREMENTS IN RATE

# PLUGS

## Hexagonal plugs - Family 208



**Sand**



**White**



**Black**



**Coral Red**



**Red Tile**



**Green**



***Spanner 8***

001081

001082

001083

001084

001085

001086

***Spanner 10***

001101

001102

001103


001104

001105



001106

# SCREWS, NUTS AND BOLTS DIN 961-933- SPECIAL PITCH

## Nut DIN 934 - 10 - Family 049



## Nut DIN 985 - 10 - Family 050



# SCREWS, NUTS AND BOLTS DIN 961-933- SPECIAL PITCH

## Screw DIN 961 - 8.8 Family 051



12 x 50 / 100	1250
12 x 80 / 100	1280
12 x 50 / 125	11250
12 x 60 / 125	11260
12 x 70 / 125	11270
12 x 80 / 125	11280
12 x 50 / 150	21250
12 x 60 / 150	21260
12 x 70 / 150	21270
12 x 80 / 150	21280
14 x 50 / 150	21450
14 x 60 / 150	21460
14 x 70 / 150	21470
14 x 80 / 150	21480
14 x 90 / 150	21490
14 x 100 / 150	214100
16 x 50 / 150	21650
16 x 60 / 150	21660
16 x 70 / 150	21670
16 x 80 / 150	21680
16 x 90 / 150	21690
16 x 100 / 150	216100

## Screw DIN 933 - 12.9 Family 052



12 x 40 / 125	11240
12 x 50 / 125	11250
12 x 60 / 125	11260
12 x 40 / 150	21240
12 x 50 / 150	21250
12 x 60 / 150	21260
14 x 40 / 150	21440
14 x 50 / 150	21450
14 x 60 / 150	21460
16 x 40 / 150	21640
16 x 50 / 150	21650
16 x 60 / 150	21660

## Screw DIN 960 - 8.8 Family 053



12 x 100 / 125	112100
12 x 90 / 150	21290
14 x 80 / 150	21480
14 x 90 / 150	21490
14 x 110 / 150	214110
16 x 80 / 150	21680
16 x 90 / 150	21690
16 x 110 / 150	216110

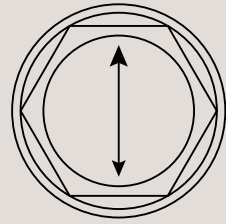
## Screw DIN 931 - 12.9 Family 054



10 x 30 / 100	11030
10 x 40 / 100	11040
10 x 50 / 100	11050
10 x 60 / 100	11060
10 x 70 / 100	11070
10 x 80 / 100	11080
10 x 90 / 100	11090
12 x 70 / 125	11270
12 x 100 / 125	112100
12 x 70 / 150	21270
12 x 80 / 150	21280
12 x 90 / 150	21290
12 x 100 / 150	212100
14 x 70 / 150	21470
14 x 100 / 150	214100
14 x 110 / 150	214110
16 x 80 / 150	21680
16 x 90 / 150	21690
16 x 100 / 150	216100

# HEXAGONAL PLUGS

## Family 065



M4



M5



M6



M8



M10



M12



**WHITE**

0060401

0060501

0060601

0060801

0061001

0061201

**BLACK**

-

0060502

0060602

0060802

0061002

0061202

# SCREWS, NUTS AND BOLTS DIN 608

## Plough screw 8.8 DIN 608/DIN 304 Bichromated Family 242

M12 x 90



01290

M12 x 80



01280

M12 x 70



01270

M12 x 60



01260

M12 x 55



01255

CHECK MEASUREMENTS IN RATE

# SCREWS, NUTS AND BOLTS DIN 608


## Screw DIN 608 Family 242

1150 11 x 50/150



## Nut DIN 934 PV Family 612

11150 11/150



## Plough screw 8.8 DIN 608/DIN 304 Bichromated Family 242

M12 x 90



01290

M12 x 80



01280

M12 x 70



01270

M12 x 60



01260

M12 x 55



01255

CHECK MEASUREMENTS IN RATE

# SCREWS

## ALLEN screws DIN 912 - Family 059



Galvanised  
(ZN)



Blued  
(BL)



Stainless  
A2

DIN 912 DOES NOT SPECIFY THE TYPE OF THREAD, AND THE SAME SIZE CAN BE A MEDIUM THREAD OR A FULL THREAD.

### M4

Thread pitch 0.70  
Spanner size 3 mm

4 x 8



ZN 48  
BL 948

4 x 10




ZN 410  
BL 9410

4 x 12



ZN 412

4 x 16



ZN 416  
BL 9416

4 x 20



ZN 420  
BL 9420

4 x 25



ZN 425  
BL 9425

4 x 30



ZN 430  
BL 9430

4 x 35



ZN 435  
BL 9435

Galvanised  
4 x 40 440  
4 x 45 445  
4 x 50 450

Blued  
4 x 6 946  
4 x 40 9440  
4 x 50 9450

### M5

Thread pitch 0.80  
Spanner size 4 mm

5 x 10



ZN 510  
BL 9510

5 x 16



ZN 516  
BL 9516  
A2 3516

5 x 20



ZN 520  
BL 9520  
A2 3520

5 x 30



ZN 530  
BL 9530  
A2 3530

Galvanised  
5 x 25 0525  
5 x 40 540

Blued  
5 x 40 9540  
5 x 50 9550

Stainless A2  
5 x 35 3535

### M6

Thread pitch 1.00  
Key size 5 mm

6 x 10



ZN 610  
BL 9610

6 x 16



ZN 616  
BL 9616

6 x 20



ZN 620  
BL 9620  
A2 3620

6 x 30



ZN 630  
BL 9630  
A2 3630

6 x 40



ZN 640  
BL 9640  
A2 3640

Galvanised  
6 x 25 0625  
6 x 50 650  
6 x 60 660

Blued  
6 x 60 9660

### M8

Thread pitch 1.25  
Key size 6 mm

8 x 16



ZN 816  
BL 9816  
A2 3816

8 x 20



ZN 820  
BL 9820  
A2 3820

8 x 30



ZN 830  
BL 9830  
A2 3830

8 x 40



ZN 840  
BL 9840  
A2 3840

Galvanised  
8 x 50 850  
8 x 60 860

Blued  
8 x 50 9850  
8 x 60 9860

Stainless A2  
8 x 80 3880

CHECK MEASUREMENTS IN RATE

# SCREWS

## ALLEN screws DIN 912 - Family 059



Galvanised  
(ZN)



Blued  
(BL)


DIN 912 DOES NOT SPECIFY THE TYPE OF THREAD, AND THE SAME SIZE CAN BE A MEDIUM THREAD OR A FULL THREAD.

### M10

Thread pitch 1.50  
Key size 8 mm

### M12

Thread pitch 1.75  
Key size 10 mm



ZN 1016

ZN 1020  
BL 91020

ZN 1025

ZN 1030  
BL 91030

ZN 1035  
BL 91035

ZN 1040  
BL 91040

ZN 1220

ZN 1225

ZN 1230  
BL 91230

ZN 1235  
BL 91235

ZN 1240  
BL 91240

#### Galvanised

10 x 45 1045  
10 x 50 1050  
10 x 60 1060  
10 x 70 1065

#### Blued

10 x 50 91050  
10 x 60 91060  
10 x 70 91070

#### Galvanised

12 x 45 1245  
12 x 50 1250  
12 x 60 1260


#### Blued

12 x 50 91250  
12 x 60 91260


CHECK MEASUREMENTS IN RATE

# SCREWS

## PHILIPS screws DIN 7985 - Family 063



## Flat screws DIN 84 - Family 064



CHECK MEASUREMENTS IN RATE

# GALVANISED TAPPING SCREWS

## Galvanised tapping screws

DIN 7981  
Family 067  
PHILIPS



DIN 7981 TORX  
Family 107  
TORX



DIN 7981 Stainless  
Family 167  
PHILIPS



DIN 7981 White lacquered  
Family 168  
PHILIPS



DIN 7983  
Family 267  
PHILIPS




DIN 7971  
Family 367  
FLAT



### 2.9 mm

### 3.5 mm

2.9 x 9.5 2.9 x 13 2.9 x 16 2.9 x 19 2.9 x 22



2995 2913 2916 2919 2922

3.5 x 9.5 3.5 x 13 3.5 x 16 3.5 x 19 3.5 x 22 3.5 x 25 3.5 x 32 3.5 x 38



3595 3513 3516 3519 3522 3525 3532 3538

### 3.9 mm


### 4.2 mm

3.9 x 9.5 3.9 x 13 3.9 x 16 3.9 x 19 3.9 x 22 3.9 x 25 3.9 x 32 3.9 x 38 3.9 x 45



3995 3913 3916 3919 3922 3925 3932 3938 3945

4.2 x 9.5 4.2 x 22 4.2 x 50



4295 4222 4250

CHECK MEASUREMENTS IN RATE



# GALVANISED TAPPING SCREWS

## Galvanised tapping screws


DIN 7981



Family 067



DIN 7981 TORX



Family 107




DIN 7981  
Stainless



Family 167




DIN 7981  
White lacquered



Family 168



DIN 7983



Family 267



DIN 7971



Family 367



### 5.5 mm

5.5 x 16



5516

5.5 x 19



5519

5.5 x 22



5522

5.5 x 25



5525

5.5 x 32



5532

5.5 x 38



5538

5,5 x 25 5525  
5,5 x 45 5545  
5,5 x 60 5560  
5,5 x 65 5565  
5,5 x 70 5570  
5,5 x 80 5580  
5,5 x 90 5590

### 6.3 mm

6.3 x 16



6316

6.3 x 19




6319

6.3 x 22



6322

6.3 x 25



6325

6.3 x 32



6332

6.3 x 38



6338

6.3 x 45 6345  
6.3 x 50 6350

# BLACK GALVANISED TAPPING SCREWS

## Black Galvanised tapping screws



### 2.9 mm



2995



2916



2919



2922

### 3.5 mm



3595



3513



3516



3525



3538

### 3.9 mm



3995



3913



3916



3925

### 4.2 mm



4295



4219



4222



4225



4232

CHECK MEASUREMENTS IN RATE

# BLACK GALVANISED TAPPING SCREWS

## Black Galvanised tapping screws

DIN 7981



Family 066



DIN 7983



Family 166



Wide flange



Family 266



Wide flange



Family 366



Countersunk



Family 466



Torx



Family 566



4.8 mm

4.8 x 50

5.5 mm

5.5 x 38

4.8 x 13



4813

4.8 x 16



4816

4.8 x 19



4819

4.8 x 22



4822

4.8 x 25



4825

4.8 x 32



4832



4850

5.5 x 16



5516

5.5 x 19



5519

5.5 x 22



5522

5.5 x 25



5525




5538

# BLACK GALVANISED TAPPING SCREWS

## Drill tip tapping screws



Family 204



Family 205



3.5 x 9.5



35195

3.5 x 9.5



35295

3.5 x 9.5



3595

3.5 x 13



3513

3.5 x 16



3516

3.5 x 19



3519

4.2 x 13



4213

4.2 x 16



4216

4.2 x 19



4219

4.8 x 13



4813

4.8 x 16



4816

4.8 x 19



4819

4.8 x 25



4825

4.8 x 32



4832

## Countersunk head drill tip screws - Family 206



3.5 x 13



3513

3.5 x 16



3516

3.5 x 19



3519

4.2 x 16



4216

4.2 x 19



4219

4.8 x 16



4816

4.8 x 19



4819

# DRILL TIP SCREWS

## Drill tip screws

DIN 7504 - N



Family 205



DIN 7504 - P



Family 207



DIN 7504 - Stainless



Family 207



DIN 7504 - N ZNG



Family 204



DIN 7504 - P ZNG



Family 206



3.5 x 9.5



3595

3.5 x 13



3513  
Stainless 093513

3.5 x 16



3516  
Stainless 093516

3.5 x 19



3519  
Stainless 093519

3.5 x 22



3522

3.5 x 25



3525  
Stainless 093525

3.5 x 32



3532

3.9 x 25 207.3925  
3.9 x 32 207.3932

Black  
lacquered head

3,5 x 9,5



205.35195

White  
lacquered head

3,5 x 9,5



205.35295

3,9 x 13



207.013913

4.2 x 13



4213

Stainless 094213

4.2 x 16



4216

Stainless 094216

4.2 x 19



4219

Stainless 094219

4.2 x 22



4222

4.2 x 25



4225

Stainless 094225

4.2 x 32



4232

Stainless 094232

4.2 x 38



4238

4.8 x 38 4838 / Stainless 094838  
4.8 x 45 4845  
4.8 x 50 4850 / Stainless 094850  
4.8 x 63 4863

4.8 x 16



4816

4.8 x 19



4819

4.8 x 22



4822

4.8 x 25



4825

Stainless 094825

4.8 x 32



4832

Stainless 094832

# DRILL TIP SCREWS

## Drill tip screws

DIN 7504 - N



Family 205



DIN 7504 - P



Family 207



DIN 7504 - N ZNG



Family 204



DIN 7504 - P ZNG



Family 206



5.5 x 19



5519

5.5 x 25



5525

5.5 x 32



5532

5.5 x 38



5538

5.5 x 45



5545

5.5 x 60 5560  
5.5 x 73 5573

## Caps for tapping screws - Fam. 205

4.2 mm



03



04

4.8 mm



01



02

5.5 mm



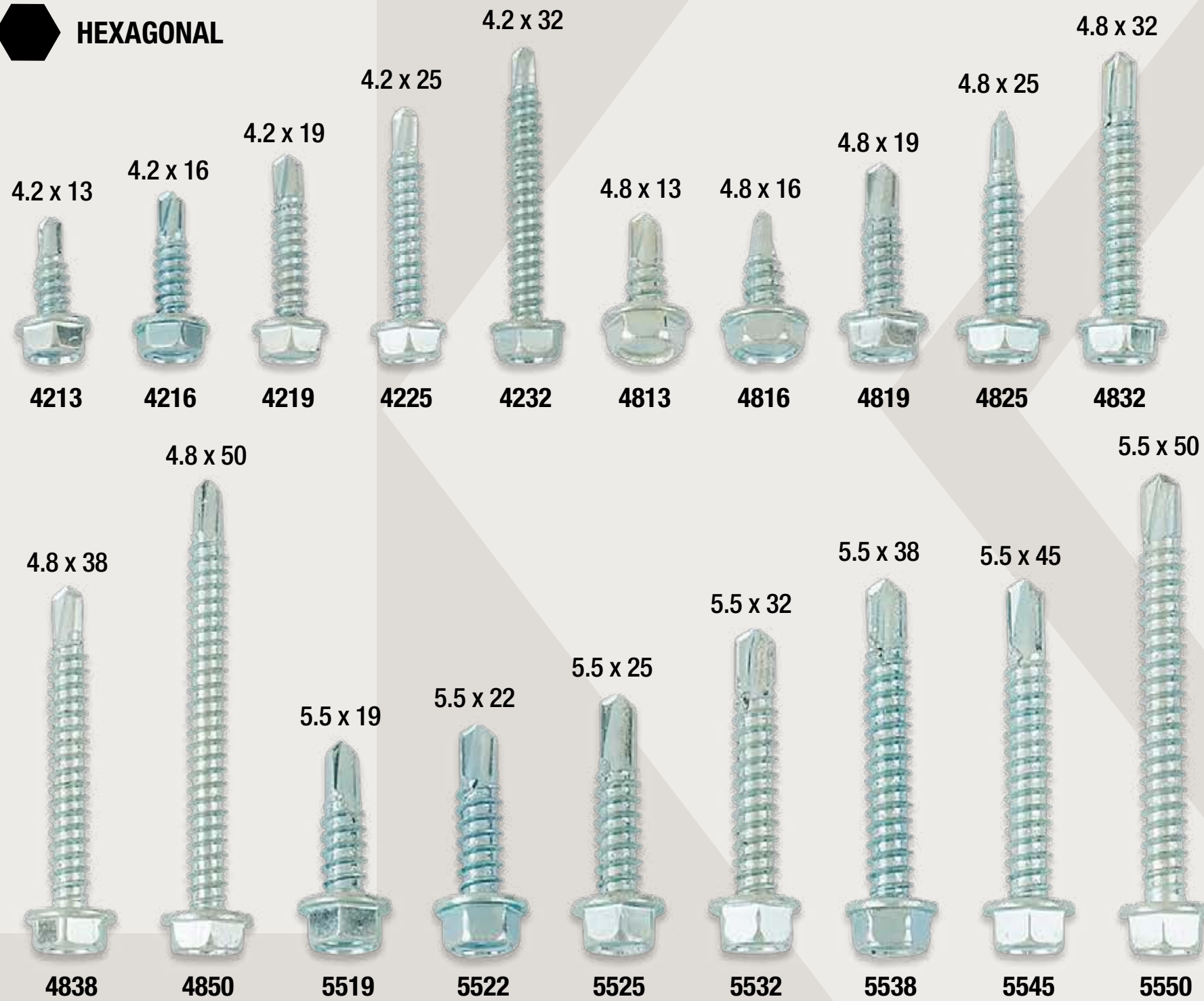
05



06

# DRILL TIP SCREWS

## Hexagonal head drill tip screws Family 208



## Hexagonal head drill tip screws with washer Family 208



5.5 x 63 5563  
 5.5 x 75 5575

### Washers



CHECK MEASUREMENTS IN RATE

# DRILL TIP SCREWS

## Hexagonal head drill tip screws with washer, reduced head - Family 208



6.3 x 32



76332

- 4.8 x 16 74816
- 4.8 x 19 74819
- 5.5 x 22 75522
- 6.3 x 25 76325

## Double threaded self-tapping screw Family 235



- M6 x 6 0606 BICRO
- M8 x 10 0810 ZN
- M8 x 15 0815 ZB

## Beam screws - Family 208



WITHOUT WASHER

5.5 x 32



35532

5.5 x 38 35538

WITH WASHER

5.5 x 32



25532

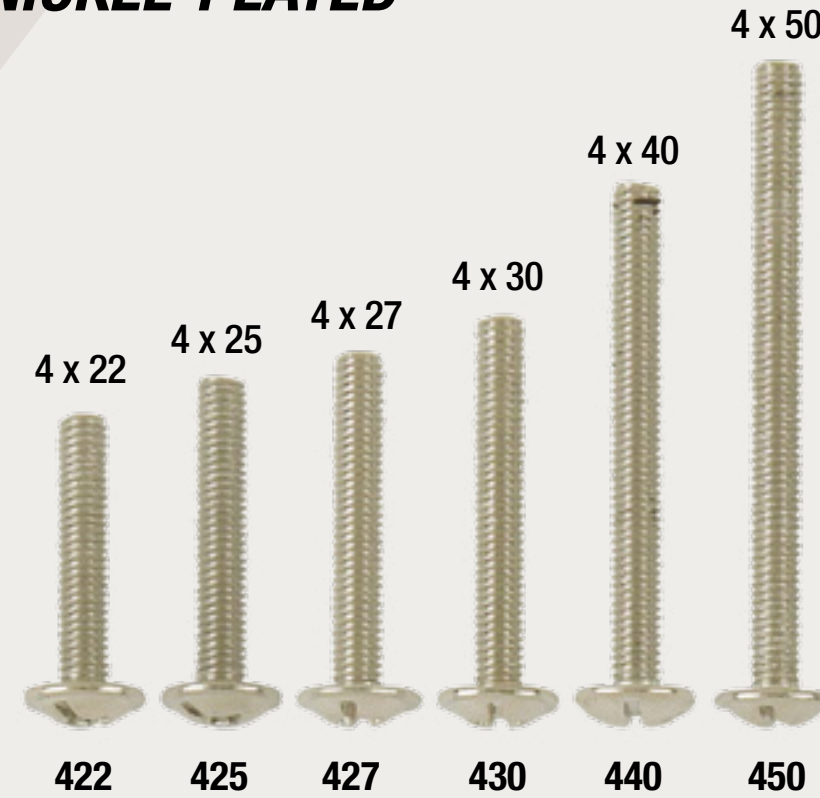
5.5 x 38 25538

# SCREWS


## Tapping screws, drill tip and wide flange Family 108




## Handle screws - Family 230 *NICKEL-PLATED*



## *DIVISIBLE*



## Trilobular self-tapping screws - Family 112



CHECK MEASUREMENTS IN RATE

# SCREWS


## Trilobular self-tapping screws - TORX Family 120



## Trilobular self-tapping screws - HEXAGONAL Family 121



## Guide screws DIN 79810 - Family 225



## Flat head screws - Family 226



### DRILL TIP



### TAPPING



CHECK MEASUREMENTS IN RATE

# SCREWS

## Chipboard screws Family 220



ALLEN

5 x 50   5 x 50   7 x 50   7 x 50



550   5500   750   7500

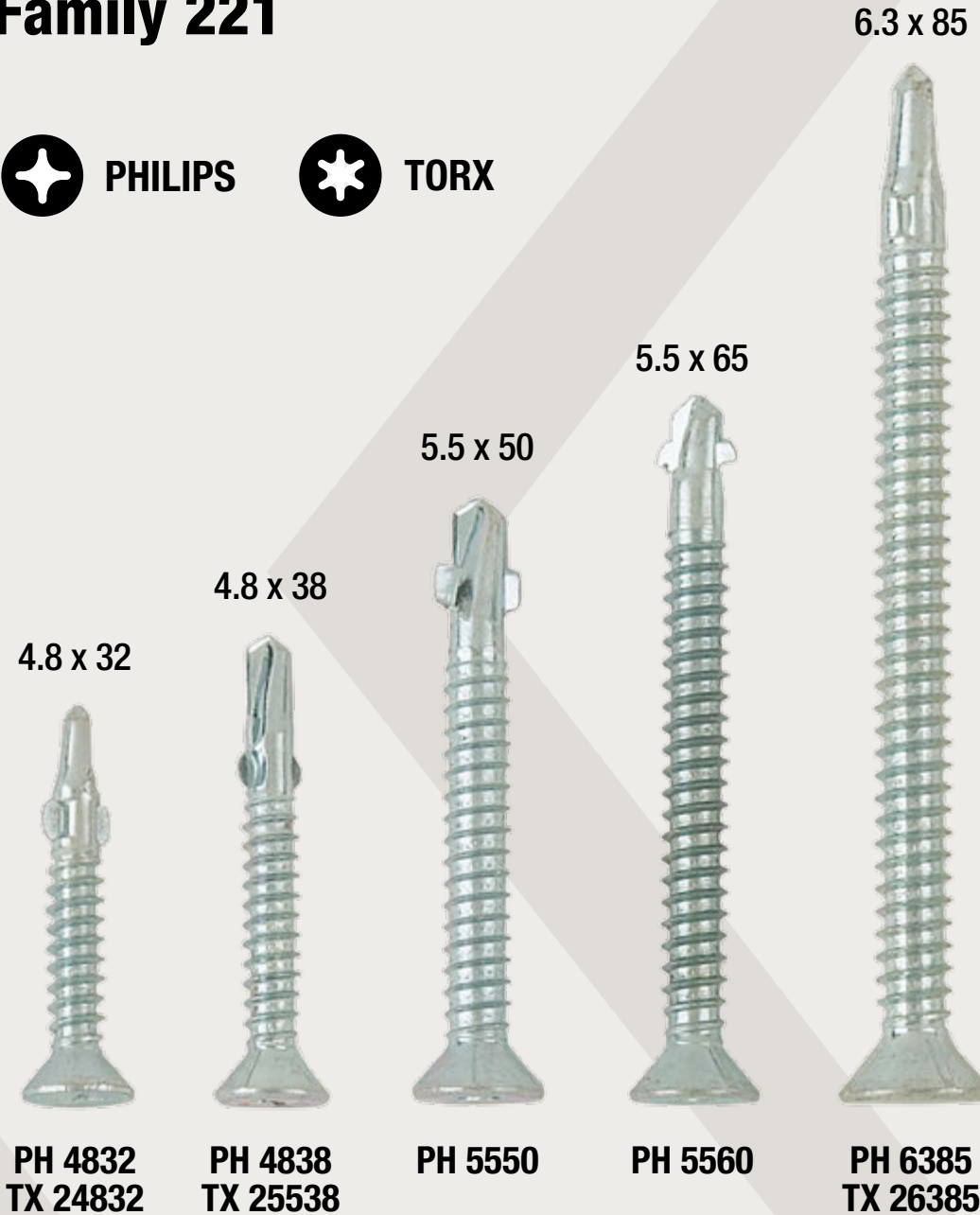
## Self drilling screws with wings Family 221



PHILIPS



TORX



PH 4832  
TX 24832

PH 4838  
TX 25538

PH 5550

PH 5560


PH 6385  
TX 26385

TX 4.8 x 45   24845  
TX 6.3 x 55   26355  
TX 6.3 x 65   26365  
TX 6.3 x 75   26375

# FAST LEAD SCREWS

## Fast lead screws

**Ø 2.5**



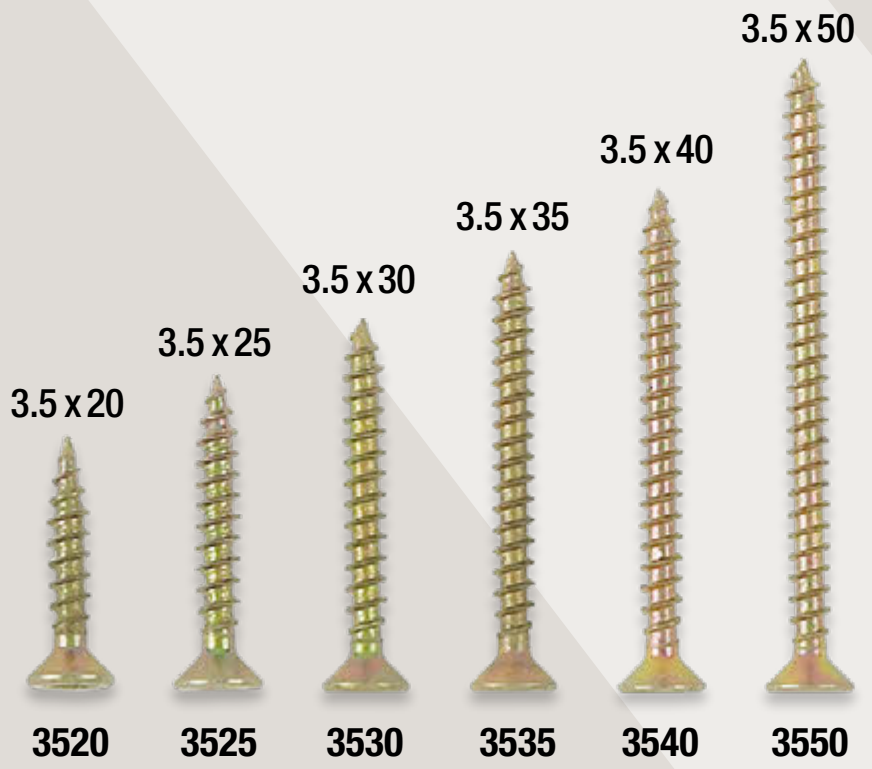
**Ø 3.5**




**Ø 3**



**Ø 4**



 **DICHROMATE-PLATED POZIDRIVE**



**Family 211**

 **GALVANISED POZIDRIVE**



**Family 212**

 **INOX POZIDRIVE**




**Family 233**

 **DICHROMATE-PLATED TORX**



**Family 209**



CHECK MEASUREMENTS IN RATE

# FAST LEAD SCREWS

## Fast lead screws



DICHROMATE-PLATED POZIDRIVE



GALVANISED POZIDRIVE



INOX POZIDRIVE



DICHROMATE-PLATED TORX



GLAVANISED TORX



Family 211



Family 212



Family 233

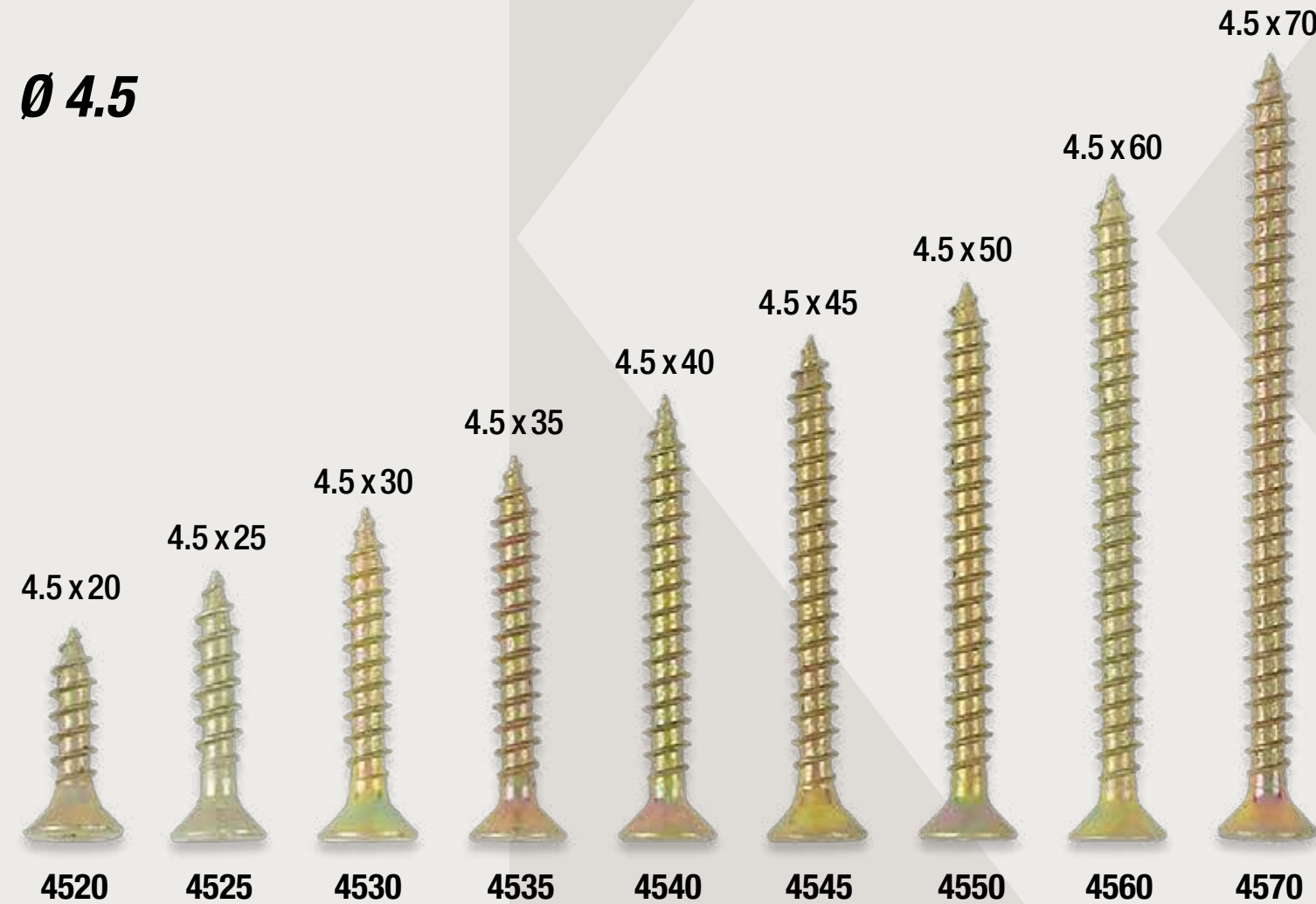


Family 209



Family 210

Ø 4.5



4.5 x 20

4.5 x 25

4.5 x 30

4.5 x 35

4.5 x 40

4.5 x 45

4.5 x 50

4.5 x 60

4.5 x 70

4520

4525

4530

4535

4540

4545

4550

4560

4570

Ø 5

5 x 80 580  
5 x 90 590  
5 x 100 5100

5 x 20

5 x 25

5 x 30

5 x 35

5 x 40

5 x 45

5 x 50

5 x 60

5 x 70

520

525

530

535

540

545

550

560

570

CHECK MEASUREMENTS IN RATE

# FAST LEAD SCREWS

## Fast lead screws



DICHROMATE-PLATED POZIDRIVE



GALVANISED POZIDRIVE



INOX POZIDRIVE



DICHROMATE-PLATED TORX



Family 211



Family 212



Family 233



Family 209

Ø 6



6 x 40

640



6 x 45

645



6 x 50

650



6 x 60

660



6 x 70

670



6 x 80

680



6 x 90

690

6 x 100 6100  
6 x 110 6110  
6 x 120 6120

CHECK MEASUREMENTS IN RATE

# SCREWS - CAPS

## Wood threaded screws with cap - Family 219



**Ø 4**

4 x 25



0425

4 x 30



0430

4 x 35



0435

4 x 40



0440

4 x 45



0445

4 x 50



0450

4 x 60



0460

**Ø 4.5**

4.5 x 20



420

4.5 x 25



425

4.5 x 35



435

4.5 x 40



440

4.5 x 45



445

4.5 x 50



450

4.5 x 60



460

4.5 x 70




470

# SCREWS - CAPS

## Wood threaded screws with cap Family 219



Ø 5



CHECK MEASUREMENTS IN RATE

## Caps for 12 mm wood threaded screws



## Adhesive caps Ø 13 mm - Family 219



# SCREWS - CAPS

## Umbrella head screws - Family 202



Ø 4.2

Ø 4.8

Ø 5.5

4.2 x 25



4225

4.8 x 16



4816

4.8 x 19



4819

4.8 x 25



4825

4.8 x 32



4832

4.8 x 38



4838

4.8 x 50



4850

4.8 x 60



4860

5.5 x 19



5519

5.5 x 25



5525

5.5 x 32



5532

5.5 x 38



5538

5.5 x 50



5550

5.5 x 60



5560

5.5 x 70



5570

# SCREWS - CAPS

## Umbrella head screws drill tip - Family 202



4.8 x 25



04825

4.8 x 32



04832

4.8 x 38



04838

4.8 x 45



04845

4.8 x 50



04850

4.8 x 60



04860

## Caps for umbrella head screws 15 mm

Black



5571

Bronze



5572

Grey



5574

White

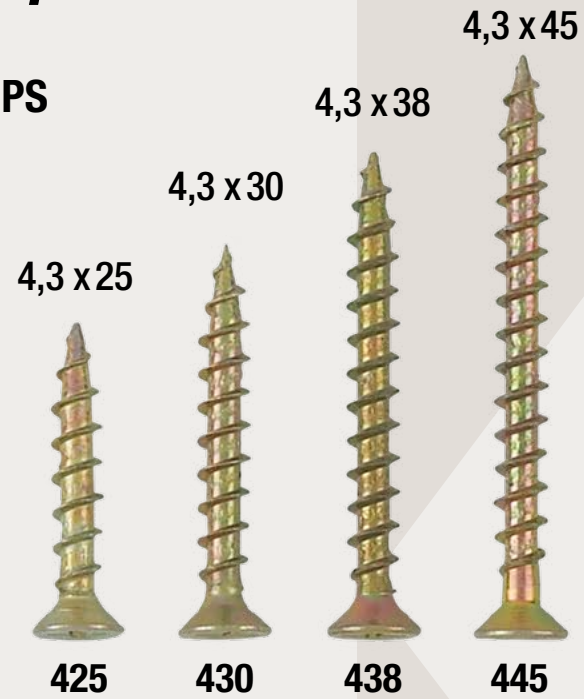


5575

# SCREWS FOR PVC - SQUARE BEND HOOKS - EYE BOLTS

## Screws for PVC - Family 201

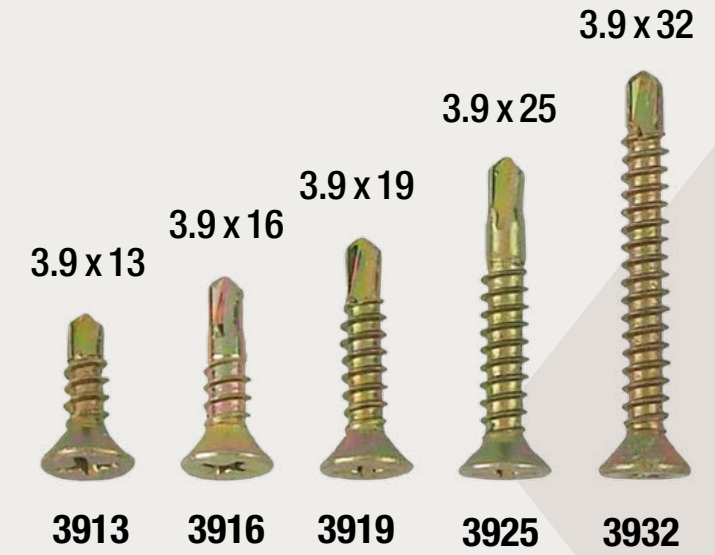
### Needle tip



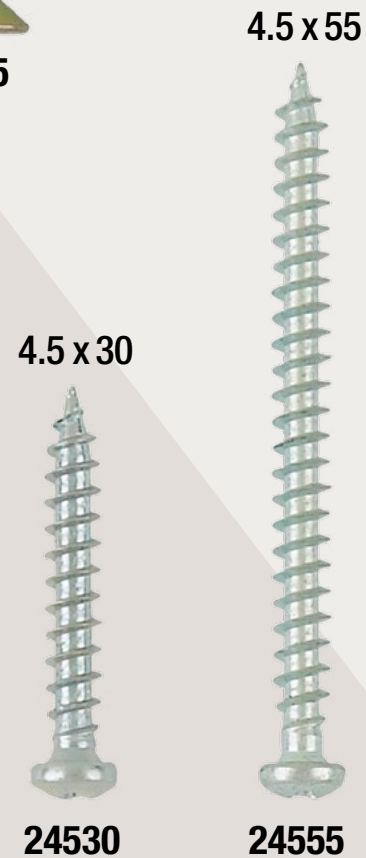
### Double needle tip



### Drill tip


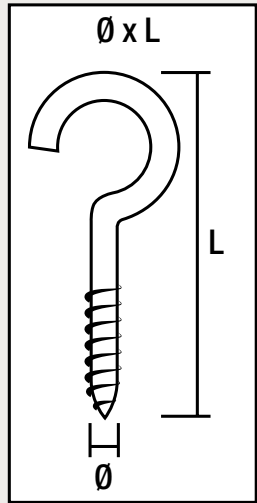


### Reduced head screws



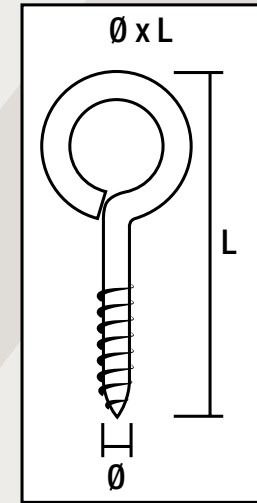


# SCREWS FOR PVC - SQUARE BEND HOOKS - EYE BOLTS

## Open eye bolt - Family 507



## Closed eye bolt - Family 507



CHECK MEASUREMENTS IN RATE

# SCREWS FOR PVC - SQUARE BEND HOOKS - EYE BOLTS

## Square bend hook with thread - Family 507

2.6 x 17




42617

3.1 x 20



43120

3.5 x 29



43529

3,7 x 37



44137

4.4 x 37



44437

4.4 x 46

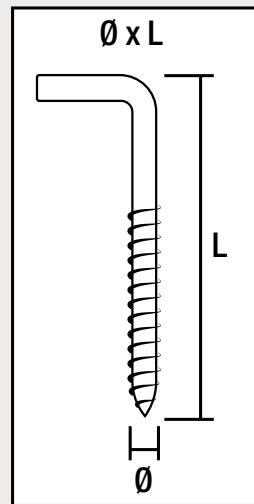


44446

5 x 53



4553



# SCREWS FOR PVC - SQUARE BEND HOOKS - EYE BOLTS

## Family 201

### Drill tip metric



4 x 19




Bicro 2419  
ZN 48419

4 x 25



Bicro 2425  
ZN 48425

4 x 38



2438

### Drill tip short



3.9 x 13



43913

### Low panhead screws



4 x 17



24017

### Large head screws



4.8 x 9.5



48950

5.5 x 12



Ø 10  
55130

# WOOD SCREWS

## Wood screws

DIN 571 - Stainless A2



Family 221

DIN 571



Family 223

**Ø 5**

5 x 30



530

5 x 40



540

**Ø 6**

6 x 25



625

6 x 30



630

6 x 35



635

6 x 40



640

6 x 45



645

6 x 50



650

6 x 60



660

6 x 70



670

6 x 80



680

CHECK MEASUREMENTS IN RATE

# WOOD SCREWS

## Wood screws

DIN 571 - Stainless A2

DIN 571



Family 221

Family 223

7 x 100

Ø 8

8 x 80

Ø 7

7 x 70

8 x 50

8 x 70

8 x 60

7 x 40

8 x 45

8 x 40

7 x 60

7 x 50

7 x 30



840

845

850

860

870

880

730

740

750

760

770

7100

8 x 100 8100  
8 x 110 8110  
8 x 120 8120  
8 x 130 8130

CHECK MEASUREMENTS IN RATE

# WOOD SCREWS

## Wood screws

DIN 571 - Stainless A2



Family 221

DIN 571



Family 223

10 x 40



1040

10 x 50



1050

10 x 60



1060

10 x 80



1080

10 x 100



10100

10 x 120



10120

10 x 130



10130

10 x 140




10140


CHECK MEASUREMENTS IN RATE

# WASHERS - NUTS

## Flat washers DIN 125



## Wide flange washers DIN 9021



## Wide flange bodywork washers



CHECK MEASUREMENTS IN RATE

# WASHERS - NUTS

## GROWER washers - DIN 127 Family 074

3 mm



3

4 mm



4

5 mm



5

6 mm



6

8 mm



8

10 mm



10

12 mm



12

14 mm



14

16 mm



16

## Toothed washers DIN 6798 Form A - Family 175

4 mm



4

5 mm



5

6 mm



6

7 mm



7

8 mm



8

10 mm



10

12 mm



12

14 mm



14

## Curved spring washers DIN 137 Form B - Family 176

3 mm



3

4 mm



4

5 mm



5

6 mm



6

8 mm



8

10 mm



10

CHECK MEASUREMENTS IN RATE

# WASHERS - NUTS

## Nuts

**DIN 934**



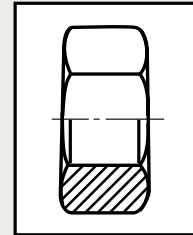
**ZN**  
**Fam. 061**



**A2**  
**Fam. 601**



**A4**  
**Fam. 602**



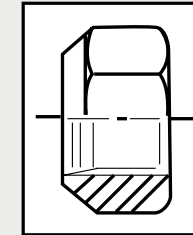
**DIN 985**



**ZN**  
**Fam. 060**



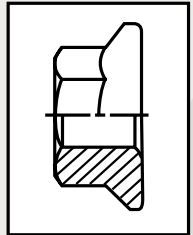
**A4**  
**Fam. 371**



**DIN 6923**



**ZN**  
**Fam. 0610**



3 mm



Fam. 371  
Fam. 0610

-  
3

4 mm



004  
-  
4

5 mm



005  
-  
5

6 mm



006  
-  
6

7 mm



-  
-  
7

8 mm



008  
-  
8

10 mm



010  
-  
10

12 mm



012  
1212  
12

14 mm



014  
1414  
14

16 mm



-  
1616  
16

18 mm



Fam. 371  
Fam. 0610

-  
-  
18

20 mm



-  
2020  
20

22 mm



-  
-  
22

24 mm



-  
-  
24

CHECK MEASUREMENTS IN RATE

# SEEGER RINGS

## External SEEGER ring DIN 471-E - Family 075

**INTERNAL DIAMETER**



**NOMINAL DIAMETER**

**INTERNAL DIAMETER**



**NOMINAL DIAMETER**

**Pliers for external SEEGER rings  
Curved - 012746921**



CHECK MEASUREMENTS IN RATE

# SEEGER RINGS

## Internal SEEGER rings DIN 472-I Family 076

**EXTERNAL DIAMETER**

15.1 mm

16.2 mm

17.3 mm

18.3 mm

21.5 mm

23.5 mm

25.9 mm

26.9 mm



14

15

16

17

20

22

24

25

**NOMINAL DIAMETER**

**EXTERNAL Ø**

27.9 mm

30.1 mm

32.1 mm

34.4 mm

37.8 mm

38.8 mm



26

28

30

32

35

36

**NOMINAL DIAMETER**

**EXTERNAL Ø**

40.8 mm

43.5 mm

45.5 mm

50.5 mm



38

40

42

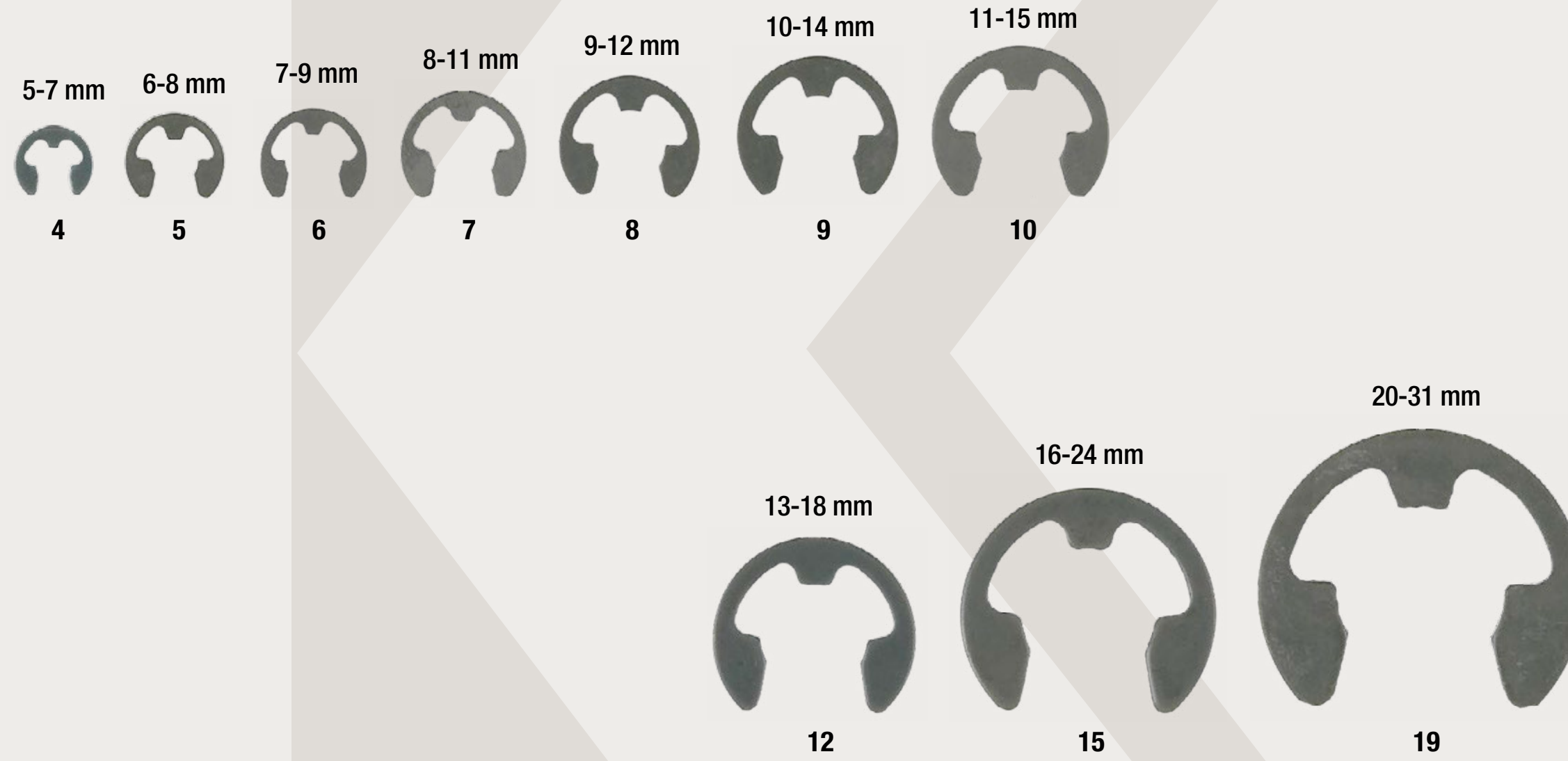
47

**NOMINAL Ø**

CHECK MEASUREMENTS IN RATE

# SEEGER RINGS

## Retaining washers for shafts DIN 6799 - Family 004



CHECK MEASUREMENTS IN RATE

# PINS

## Elastic pins DIN 1481 Family 005

2 x 24



224

2 x 30



230

3 x 18



318

3 x 24



324

3 x 40



340

3 x 50



350

4 x 24



424

4 x 36




436

4 x 45



445

5 x 20



520

5 x 30



530

5 x 36



536

5 x 55



555

6 x 20



620

6 x 32



632

6 x 40



640

6 x 45



645

6 x 55



655

6 x 60



660

6 x 80 680

7 x 40



740

7 x 45



745

7 x 50



750

7 x 60 760  
7 x 80 780

8 x 40



840

8 x 50



850

8 x 60 860  
8 x 80 880

10 x 40



1040

10 x 60



1060

12 x 60



1260

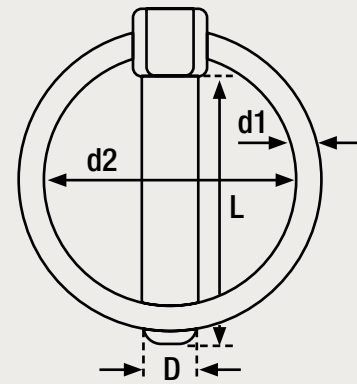
CHECK MEASUREMENTS IN RATE

# PINS


## Ring pins - Family 094



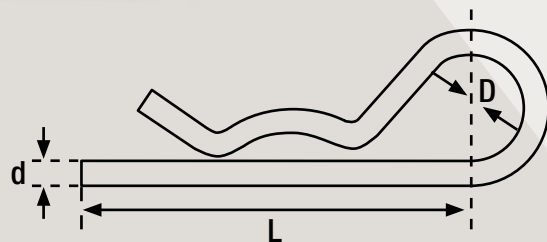
	D (mm)	L (mm)	d1 (mm)	d2 (mm)
06	6	45	3	40
08	8	45	3.5	40
09	9	47	3.5	41
010	10	47	3.5	41
011	11	47	3.5	41



## "R" pins - Family 094

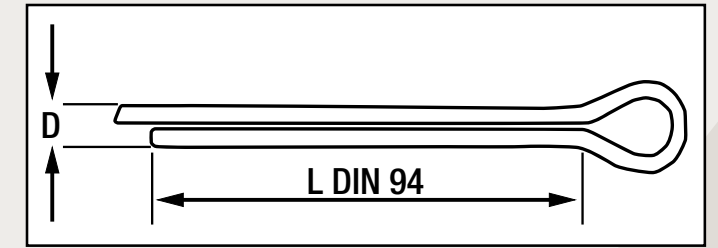


	d (mm)	L (mm)	D (mm)
003	3	60	18
004	4	60	20
005	5	85	24
006	6	105	30
007	7	105	30
008	8	110	28



CHECK MEASUREMENTS IN RATE

## Split pins



Steel



Family 094

3.2 x 40 608340  
4 x 40 608450  
5 x 40 608560

Stainless A2



Family 608



# PINS

## Split pins

Steel



Family 094



09403240  
3.2 x 40



09403250  
3.2 x 50



09403271  
3.2 x 71



09403540  
3.5 x 40



0940440  
4 x 40



0940450  
4 x 50



0940471  
4 x 71



0940540  
5 x 40



0940550  
5 x 50



0940563  
5 x 63



0940580  
5 x 80



094063100  
6.3 x 100



09406371  
6.3 x 71



094010100  
10 x 100

CHECK MEASUREMENTS IN RATE

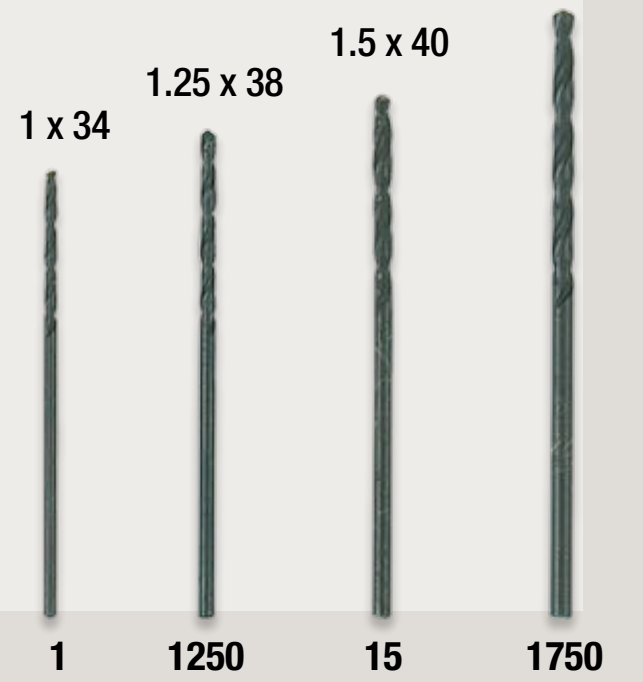
# BITS

## Bits

<b>DIN 338 HSS Family 010</b>	From 13.5 mm to 16 mm have the handle reduced to 13 mm
<b>DIN 338 Cobalt Family 102</b>	Up to 13 mm
<b>DIN 338 Titanium Family 101</b>	Up to 13 mm



### Ø 1



### Ø 2



### Ø 3



### Ø 4



CHECK MEASUREMENTS IN RATE

# BITS

DIN 338 HSS Family 010	From 13.5 mm to 16 mm have the handle reduced to 13 mm
DIN 338 Cobalt Family 102	Up to 13 mm
DIN 338 Titanium Family 101	Up to 13 mm

## Ø 5

5 x 86 5,25 x 86



5 525 55 575

CHECK MEASUREMENTS IN RATE

## Ø 6

6,25 x 101 6,5 x 101 6,75 x 109



6 6250/625 65 6750/675

## Ø 7



7 x 109



7

7,25 x 109



7250

7,5 x 109



75

7,75 x 117



7750

## Ø 8

8 x 117



8

8,25 x 117



8250

8,5 x 117



85

8,75 x 125



8750

# BITS

## Bits

<b>DIN 338 HSS Family 010</b>	From 13.5 mm to 16 mm Handle lowered to 13 mm
<b>DIN 338 Cobalt Family 102</b>	Handle lowered to 10 mm in diameters from 13.5 mm to 15.5 mm Handle lowered to 12 mm in diameter 16 mm
<b>DIN 338 Titanium Family 101</b>	To 13 mm



4,1 x 75	41
5,1 x 86	51
9 x 125	9
9,25 x 125	9250
9,5 x 125	95
9,75 x 133	9750
10 x 133	10
10,5 x 133	105
11 x 142	11
11,5 x 142	115
12 x 151	12
12,5 x 151	125
13 x 151	13
13,5 x 160	135
14 x 160	14
14,5 x 169	145
15 x 169	150
15 x 169	1015
15,5 x 178	155
15,5 x 178	10155
16 x 178	16




**01001** - Set of 19 HSS bits  
**10201** - Set of 19 Cobalt bits  
**01004** - Set of 19 Titanium bits



**010011** - Set of 25 HSS bits  
**102011** - Set of 25 Cobalt bits  
**01005** - Set of 25 Titanium bits

# BITS


## Long cylindrical bits DIN 340 - Family 103



CHECK MEASUREMENTS IN RATE

# BITS

## Long cylindrical bits DIN 340 - Family 103



CHECK MEASUREMENTS IN RATE

# BITS

## Conical handle bits DIN 345 - Family 104

10,5 x 168	105	20,5 x 243	205
11 x 175	11	21 x 243	221
11,5 x 175	115	21,5 x 248	215
12 x 182	12	22 x 248	222
12,5 x 182	125	22,5 x 253	225
13 x 182	13	23 x 253	223
13 x 189	135	23,5 x 276	235
14 x 189	14	24 x 281	224
14,5 x 212	145	24,5 x 281	245
15 x 212	15	25 x 281	25
15,5 x 218	155	25,5 x 286	255
16 x 218	16	26 x 286	26
16,5 x 223	165	26,5 x 286	265
17 x 223	217	27 x 291	27
17,5 x 228	175	27,5 x 291	275
18 x 228	18	28 x 291	228
18,5 x 233	185	28,5 x 296	285
19 x 233	19	29 x 296	29
18,5 x 238	195	29,5 x 296	295
20 x 238	220	30 x 296	30



10  
10 x 168

## Reducer

Machine cone	Drill bit cone	
2	1	321
3	2	332
4	2	342
4	3	343



## Ejector

1 - 2	412
2 - 3	423
3 - 4	434



# MULTIMETAL BITS

## Multimetal bits - Family 105

- 9 9 x 125
- 95 9,5 x 125
- 10 10 x 133
- 105 10,5 x 133
- 11 11 x 142
- 115 11,5 x 142
- 12 12 x 151
- 125 12,5 x 151
- 13 13 x 151

1 x 34



1

1.5 x 40



15

2 x 49



2

2.5 x 57



25

3 x 61



3

3.5 x 70



35

4 x 75



4

4.5 x 80



45

5 x 86




5

5.5 x 93



55

6 x 93



6

6.5 x 101



65

7 x 109



7

7.5 x 109



75

8 x 117



8

8.5 x 117



85

CHECK MEASUREMENTS IN RATE

# MULTIMETAL BITS

## Multimetal "S" bits - Family 109

10 x 133 10

3.5 x 70



35

4.5 x 80



45

5.5 x 93



55

6 x 93



6

6.5 x 101



65

8 x 117



8

8.5 x 117



85

CHECK MEASUREMENTS IN RATE

# GRANITE AND CONCRETE DRILL DIN 8039

## Widia bits DIN 8039 - Family 512

3 3 x 60



4 4 x 75



5 X 85 5 5 X 150 50 5 x 85



6 x 100 6 6 X 150 60 6 x 100



7 7 x 100



8 x 120 8 8 X 200 80 8 x 120



CHECK MEASUREMENTS IN RATE

# GRANITE AND CONCRETE DRILL DIN 8039

## Widia bits DIN 8039 - Family 512



CHECK MEASUREMENTS IN RATE

# SDS - SDS MAX BITS

## SDS MAX hammer bits - Family 508



12 x 200	<b>912340</b>	22 x 360	<b>922540</b>
12 x 360	<b>912540</b>	24 x 200	<b>924320*</b>
14 x 200	<b>914390</b>	24 x 360	<b>924540</b>
14 x 360	<b>914590</b>	25 x 200	<b>925320</b>
16 x 200	<b>916340</b>	25 x 360	<b>925540</b>
16 x 360	<b>916540</b>	28 x 200	<b>928370</b>
18 x 200	<b>918340</b>	28 x 360	<b>928570</b>
18 x 360	<b>918540</b>	30 x 200	<b>930380</b>
20 x 200	<b>920340</b>	32 x 250	<b>932370*</b>
20 x 360	<b>920520</b>	32 x 360	<b>932570</b>

CHECK MEASUREMENTS IN RATE

# SDS - SDS PLUS BITS

## SDS hammer bits - Family 508



8 x 260	8260
10 x 110	10110
10 x 160	10160
10 x 210	10210
10 x 260	10260
10 x 100	101000
10 x 460	10460
11 x 160	11160
11 x 210	11210
12 x 160	12166
12 x 260	12266
12 x 460	12400
12 x 100	121000
14 x 160	14166
14 x 210	14200
14 x 260	14300
14 x 100	141000
15 x 160	15166
15 x 460	15460
16 x 210	16200
16 x 310	16300
16 x 460	16460
16 x 100	161000
18 x 210	18200
18 x 450	18460
18 x 100	181000
20 x 200	20200
20 x 450	20460
20 x 100	201000
22 x 250	22250
22 x 450	22450
22 x 100	221000
24 x 450	24450
25 x 250	25250
25 x 450	25450
25 x 100	251000
26 x 450	26450
30 x 450	30450

CHECK MEASUREMENTS IN RATE

# CROWNS - ADAPTERS

## Crowns - Family 506



35 mm	35
40 mm	40
45 mm	45
50 mm	50
60 mm	60
65 mm	65
80 mm	80
90 mm	90
100 mm	100

## Crown extractor punch - Family 506



12

## Crown guide bit - Family 506

11



12 x 135

## SDS - MAX Adapter - Family 506

250 mm	250
450 mm	470



CHECK MEASUREMENTS IN RATE

## POINT CHISELS

### SDS-MAX point chisels - Family 610

18 mm 400 mm 46001 Tool  
600 mm 46002 PX 46 / PX 76



### SDS-MAX channelling chisel - Family 610

18 mm 32 x 300 mm 46005 Tool  
PX 46 / PX 76



### SDS-MAX scaling chisel - Family 610

18 mm 25 x 400 mm 46003 Tool  
80 x 300 mm 46004 PX 46 / PX 76  
50 x 400 mm 46006 - CURVED



# POINT CHISELS


## Hexagonal point chisels - Family 610

16 mm 400 mm 45001  
600 mm 45002

Tool  
PK 45 / PK 75

22 mm 500 mm 15001  
650 mm 15002

Tool  
PK 160 / PK 300



## Hexagonal channelling chisel - Family 610

16 mm 35 x 290 mm 45005

Tool  
PK 45 / PK 75



## Hexagonal scaling chisel - Family 610

16 mm 24 x 400 mm 45003  
28 x 500 mm 15005  
28 x 650 mm 15006  
50 x 360 mm 45004

Tool  
PK 45 / PK 75

22 mm 50 x 500 mm 15003  
120 x 500 mm 15004

Tool  
PK 160 / PK 300



CHECK MEASUREMENTS IN RATE

# PYRAMID-SPADE BITS


## Pyramid bits - Family 510



CHECK MEASUREMENTS IN RATE

# PYRAMID-SPADE BITS

## Pyramid bits - Family 510



CHECK MEASUREMENTS IN RATE

# PYRAMID-SPADE BITS

## Spade bits - Family 511



CHECK MEASUREMENTS IN RATE

# PYRAMID-SPADE BITS

## Spade bits - Family 511



CHECK MEASUREMENTS IN RATE

# BITS - GRINDERS

## Bit - Tap - Countersink Family 010

3 x 0,5



0120

4 x 0,7



0121

5 x 0,8



0122

6 x 1



0123

8 x 1,25



0124

10 x 1,50



0125

0151 18 x 2,5  
0152 20 x 2,5  
0150 24 x 3

## Special taps for machine Family 010

3 x 0,5



0141

4 x 0,7



0142

5 x 0,8



0143

6 x 1



0144

8 x 1,25



0145

10 x 1,5



0146

12 x 1,75



0147

14 x 2,00



0149

16 x 2,00



0148

CHECK MEASUREMENTS IN RATE

# BITS - GRINDERS

## Metal grinders Family 100

### Cylindrical milling cutter

Ø6 x 19  
mm



930

Ø8 x 19  
mm



931

Ø10 x 19  
mm



96

Ø12 x 25  
mm



93

### Cylindrical milling cutter with frontal teeth

Ø6 x 19  
mm



83

Ø8 x 19  
mm



84

Ø10 x 19  
mm



85

Ø12 x 25  
mm



86

### Cylindrical spherical-head milling cutter

Ø6 x 19  
mm



87

Ø8 x 19  
mm



88

Ø10 x 19  
mm



89

Ø12 x 25  
mm



90

### Spherical milling cutter

Ø8 x 7,2  
mm



97

Ø10 x 9  
mm



98

CHECK MEASUREMENTS IN RATE

# BITS - MILLING CUTTERS

## Metal grinders Family 100

## Lateral cut drill bit Family 100

007-02A R1

### Oval milling cutter

### Fir-tree milling cutter with radius

### Fir-tree milling cutter

### Flame milling cutter

### Conical milling cutter w/radius


### Conical milling cutter



CHECK MEASUREMENTS IN RATE

# BITS - GRINDERS

## Metal-removal bits Family 100



## Step bits Family 100



## Conical bits Family 100



CHECK MEASUREMENTS IN RATE

# BITS - GRINDERS

## Family 100

### Step bits for 1/4" chuck



7412

7420 4 - 20  
7430 4 - 30

### HSS-G+TITANIUM Step bits for stainless steel



8412

8420 4 - 20  
8430 4 - 30

### Rotating metal milling cutters aluminium special

Cylindrical spherical-head milling cutter



821

Fir-tree milling cutter with radius



822

Cylindrical milling cutter with frontal teeth




823

# COUNTERSINKS – CUTTING BITS

## Short aluminium cutter Family 111

3 x 12 x 60 mm   4 x 12 x 60 mm   5 x 14 x 60 mm   6 x 14 x 60 mm



38   48   58   68

## Long aluminium cutter Family 111

8 x 14 x 80 mm   10 x 14 x 80 mm   4 x 16 x 45 x 80 mm   5 x 16 x 45 x 80 mm



88   1010   480   580

6 x 16 x 45 x 90 mm



680


8 x 30 x 70 x 100 mm



880

## Extra long aluminium cutter Family 111

8 x 16 x 90 x 120 mm  
5 x 16 x 84 x 120 mm




58120   88120


CHECK MEASUREMENTS IN RATE

# COUNTERSINKS – CUTTING BITS

## Countersinks DIN 335 Family 111



## Countersinks for 1/4" chuck Family 111

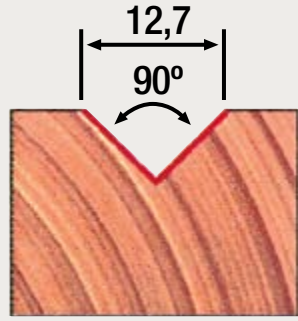


CHECK MEASUREMENTS IN RATE

# WOOD MILLERS

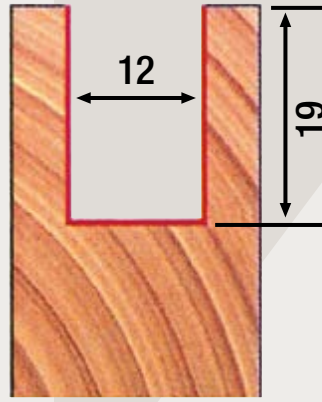
## Mills - Family 610

For slot  
90° 12.7 x 11.1



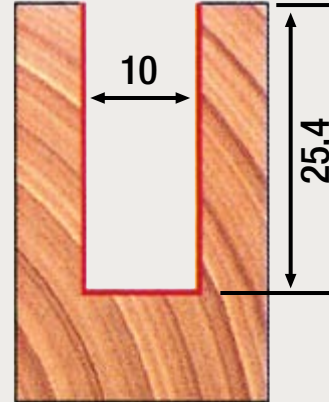
013

For slot  
12 x 19



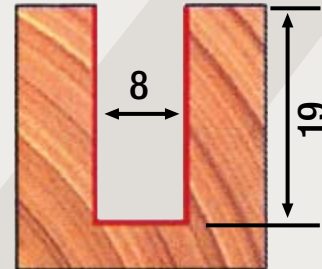
042

For slot  
10 x 25.4



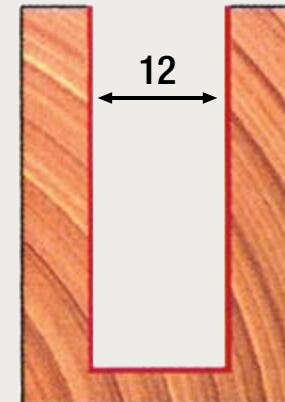
041

For slot  
8 x 19



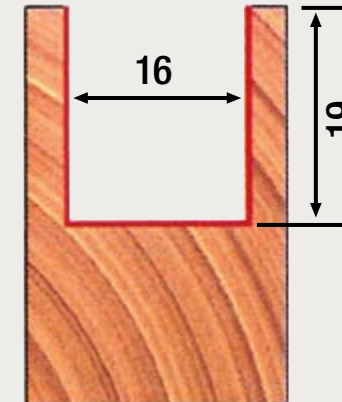
040

For slot  
12 x 31.8



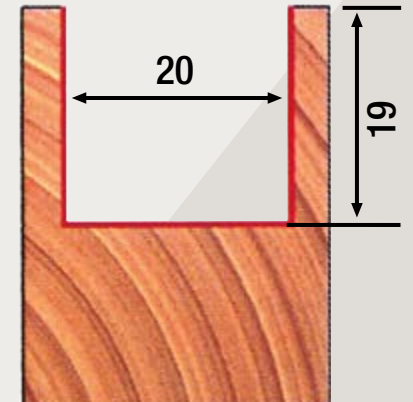
043

For slot  
16 x 19



044

For slot  
20 x 19



045

CHECK MEASUREMENTS IN RATE

# WOOD MILLERS

## Mills - Family 610

For profil  
27 x 12.7



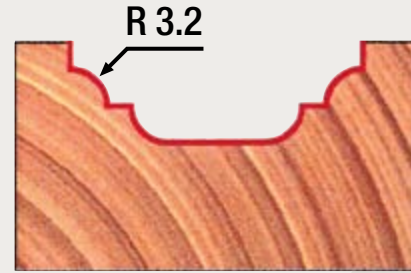
025

For profil  
31.8 x 12.7




029

For profil  
25.4 x 12.7



024

For profil  
28.6 x 12.7




028

For profil  
29.4 x 13.5



027

For profil  
31.8 x 15



026

CHECK MEASUREMENTS IN RATE

# WOOD MILLERS


## Mills - Family 610

For rounded  
22.2 x 12.7




019

For rounded  
31.8 x 12.7



020

For rounded  
38.1 x 15.8




021

For rounded  
31.8 x 16



017

For rounded  
38.1 x 19



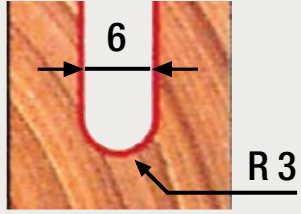
018

CHECK MEASUREMENTS IN RATE

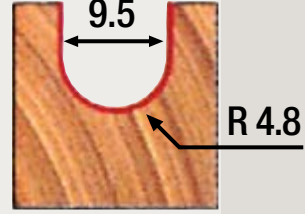
# WOOD MILLERS

## Mills - Family 610

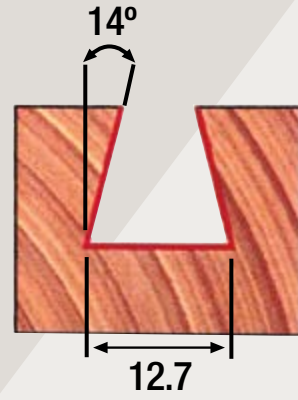
Half slot  
6 x 12.7




Half slot  
9.5 x 9.5




Dovetail groove  
12.7 x 12.7



Smoothing  
9.5 x 12.7



Smoothing  
12.7 x 25.4



Drill  
and cutting



Scoring 12710



010



011



023



033



034



030

02

CHECK MEASUREMENTS IN RATE

# WOOD MILLERS

## Mills - Family 610

Semicircular profil  
22.2 x 19




022

Bevelling  
44 x 18



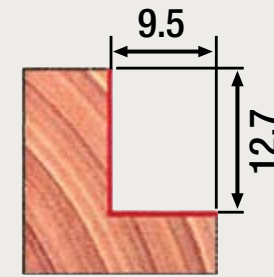
016

Bevelling  
34 x 12.7



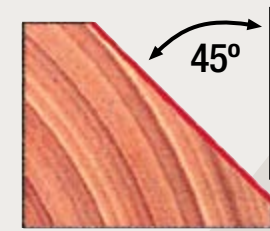
014

Square joints  
31.8 x 12.7



032

Bevelling  
44 x 18



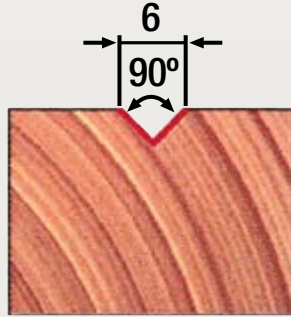
015

CHECK MEASUREMENTS IN RATE

# WOOD MILLERS


## Mills - Family 610

Slotting  
90° 6 x 6



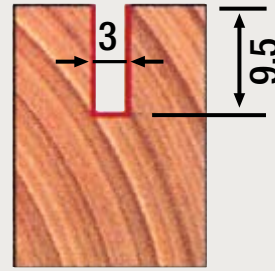
012

Slotting  
4 x 15.8



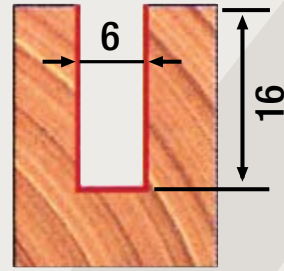
036

Slotting  
3 x 9.5



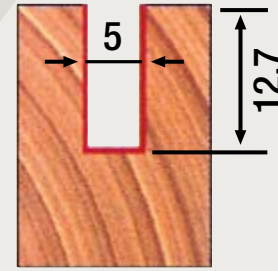
035

Slotting  
6 x 16



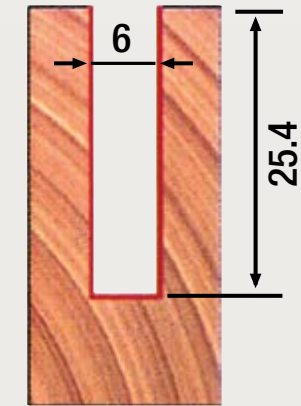
038

Slotting  
5 x 12.7



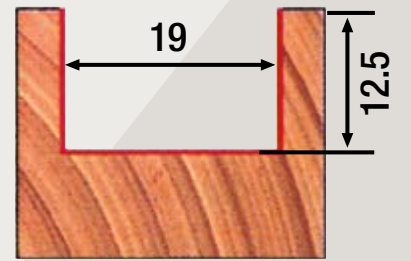
037

Slotting  
6 x 25



039

Slotting  
19 x 12.5



031

CHECK MEASUREMENTS IN RATE

# SAWS - JIGSAWS

## HSS bow saw blades - Family 001

24 D

502



32 D

501



# WINDSCREEN REMOVAL BLADES

## Family 090

*U-shaped  
short arm*



24 24 mm Steel  
63 63 mm Titanium



9115 Steel



CHECK MEASUREMENTS IN RATE

9147 Steel

9079 Steel

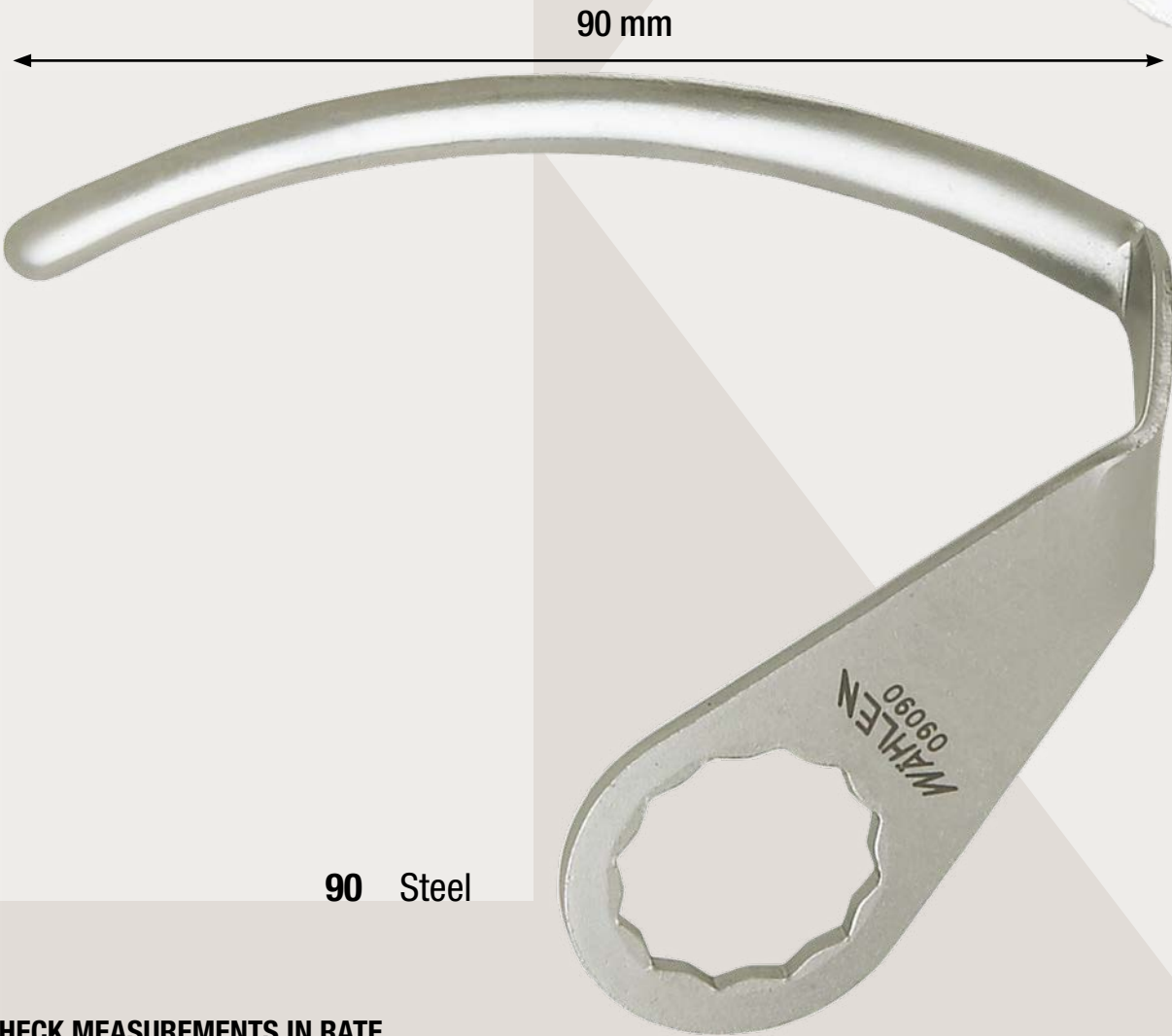
9110 Steel

9101 Steel

# WINDSCREEN REMOVAL BLADES

## Family 090

*U-shaped  
long arm*



### *U-shaped reinforced model*



081-02 R1



# WINDSCREEN REMOVAL BLADES

## Family 090

### *L-shaped*



### *Straight-shaped*



CHECK MEASUREMENTS IN RATE


# WINDSCREEN REMOVAL BLADES

## Family 090

### Curved




9123 Steel



9072 Steel



5724 Steel  
57241 Titanium



30 Steel




# WINDSCREEN REMOVAL BLADES


## Family 090 *Curved*




9125 Steel





9058 Steel



9097 Steel



9143 Steel



9081 Steel



# WINDSCREEN REMOVAL BLADES

## Family 090

### Circular discs



60	60 mm	Steel
75	75 mm	Steel

### Stepped with straight tip



22 mm

22	Steel
221	Titanium


### Waste scraper



18 mm

9146

### Universal



bimetal 28 x 60 2860



bimetal 40 x 60 4060

# CLAMPS

## Family 091



9 mm W2

## Family 092



12 mm W2

## Family 096




9 mm W5

## Family 097



13 mm W5

## Worm gear clamps 7 and 9 mm



9 mm

## Worm gear clamps 13 mm



13 mm



812



816



1220



1625



2032



2540

- 3045
- 3250
- 4060
- 5070
- 6080
- 7090
- 80100
- 100120
- 120140

CHECK MEASUREMENTS IN RATE

# CLAMPS

## Worm gear clamps 5 mm Family 091



## Flexible screwdrivers for band clamps



## Band clamp pliers



## W1 Band clamps, one ear with shell - Family 072




## Cobra band clamps - Family 172




CHECK MEASUREMENTS IN RATE

# FUEL HOSE - AIR PIPE - PVC

## Braided fuel hose Family 021



## Rubber blind plugs - Family 021



CHECK MEASUREMENTS IN RATE

# Three-layer fuel hose - Family 021



# FUEL HOSE - AIR PIPE - PVC

## Tecalan hose - Family 021

2 x 4



Black - 24

3 x 5



Black - 35

4 x 6



Black - 46  
White - 461

5 x 8



Black - 58

6 x 8



Black - 68  
White - 681

8 x 10



Black - 810  
White - 8101

9 x 12



Black - 912

10 x 12



Black - 1012  
White - 10121

12 x 15



Black - 1215  
White - 12151

14 x 18



Black - 1820

## Injector overflow hose Family 021

3 x 7



36  
Braided

3 x 7



036  
Rubber

## Air pipe Family 021

Diameter 10 x 16.5  
40 / 120 Bar



20413

CHECK MEASUREMENTS IN RATE

# FUEL HOSE - AIR PIPE - PVC

## PVC pipe - Family 021



Ø 4 x 6	460
Ø 5 x 8	580
Ø 6 x 8	680
Ø 7 x 10	710
Ø 8 x 10	8100
Ø 10 x 12	10120
Ø 12 x 15	12150

## Braided PVC pipe Family 021



Ø 6 x 12	612
Ø 8 x 14	814
Ø 10 x 16	1016
Ø 12 x 18	12180

## Shears



02101


## Shears




021002

# WASHERS FIBRE - ALUMINIUM - COPPER - COPPER ASBESTOS

## Fibre washers - Family 080



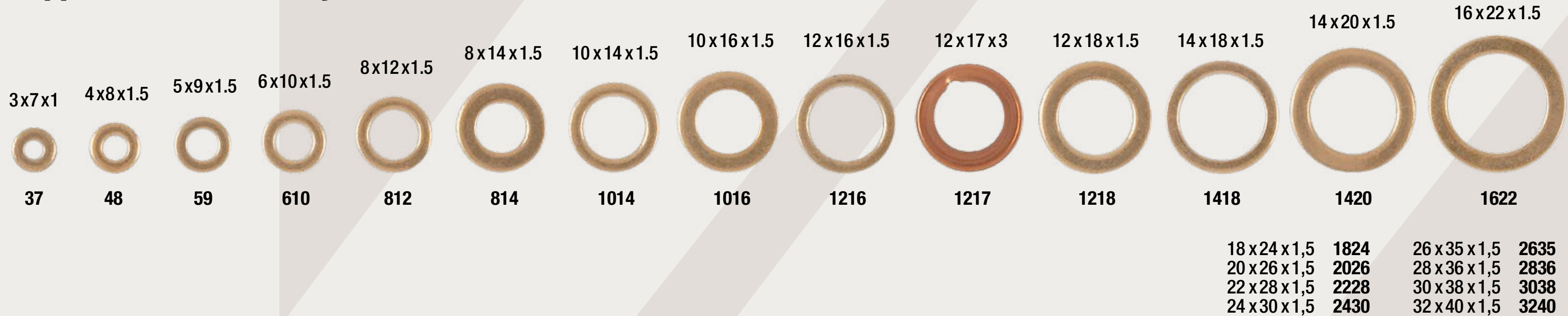
## Aluminium washers - Family 081




CHECK MEASUREMENTS IN RATE

# WASHERS FIBRE - ALUMINIUM - COPPER - COPPER ASBESTOS

## Copper washers - Family 082



## Injection washers - Family 182



CHECK MEASUREMENTS IN RATE

# WASHERS FIBRE - ALUMINIUM - COPPER - COPPER SEALED

## Copper sealed washers - Family 088



8 x 14

814



10 x 14

1014



12 x 17

1217



14 x 20

1420



14 x 22

01422



16 x 22


1622



18 x 24

1824

20 x 26	2026
22 x 28	2228
26 x 32	2632
33 x 39	3339



14 x 22

1422



Special FORD  
14 x 22

11422



M10 x 1,5

110



M14 x 1,5

14200



M16 x 1,5

16220

# O-RINGS - FAIRLEAD CAPS

## O-rings - Family 089

2.9 x 6.46 x 1.78



006

3.68 x 7.24 x 1.78



007

4.47 x 8.03 x 1.78



008

5.28 x 8.84 x 1.78



009

6.07 x 9.63 x 1.78



010

7.65 x 11.21 x 1.78



011

9.25 x 12.81 x 1.78



012

9.19 x 14.43 x 2.62



110

10.77 x 16.01 x 2.62



111

12.37 x 17.61 x 2.62



112

13.95 x 19.19 x 2.62



113

15.54 x 20.78 x 2.62



114

17.12 x 22.36 x 2.62



115

18.72 x 23.96 x 2.62



116

18.64 x 25.7 x 3.53



210

20.22 x 27.28 x 3.53



211

21.82 x 28.88 x 3.53



212

23.39 x 30.45 x 3.53



213

24.79 x 31.85 x 3.53



214

CHECK MEASUREMENTS IN RATE

# O-RINGS - FAIRLEAD CAPS

## O-rings - Family 089

26,57 x 33,63 x 3,53



215

28,17 x 35,23 x 3,53



216

29,74 x 36,8 x 3,53



217

31,34 x 38,4 x 3,53



218

32,92 x 39,98 x 3,53



219

34,52 x 41,58 x 3,53



220

36,09 x 43,15 x 3,53



221

37,69 x 44,75 x 3,53



222

37,47 x 48,13 x 5,33




310

40,64 x 51,3 x 5,33



311

43,81 x 54,47 x 5,33




312

CHECK MEASUREMENTS IN RATE

# O-RINGS - FAIRLEAD CAPS

## Fairlead caps SBR 50° - Family 048



## Rubber blind plugs Family 021



CHECK MEASUREMENTS IN RATE

# UNIVERSAL STAPLES

## PLASTIC RIVETS



**055941**  
Ø 7 mm



**055938**  
Ø 7 mm



**055956**  
Ø 8 mm



**055963**  
Ø 10 mm



**055383**  
Ø 6 mm



**0551310**  
Ø 8 mm



**055252**  
Ø 4 mm



**05568**  
Ø 6,2 mm



**0551048**  
Ø 8 mm



**0551139**  
Ø 8 mm



**0551217**  
Ø 6,5 mm



**055683**  
Ø 6 mm



**0551233**  
Ø 8 mm



**055488**  
Ø 8 mm



**0551236**  
Ø 7 mm



**055761**  
Ø 6 mm



**055942**  
Ø 8 mm



**0551050**



**055765**



**055766**  
Ø 8 mm



**0551027**  
Ø 6,8 mm



**055790**  
Ø 7 mm



**0551044**  
Ø 8,5 mm



**0551262**  
Ø 6,8 mm



**055764**  
Ø 10 mm



**0551113**  
Ø 14,8 mm



**055789**  
Ø 8,5 mm



**055936**  
Ø 10 mm



**055937**  
Ø 8 mm



**055485**  
Ø 8,5 mm



**055486**  
8 x 10 mm

# EXHAUST BRACKETS

## Exhaust rings - Family 083

43 x 66 165  
50 x 70 071



# COUNTERWEIGHTS - WHEEL SCREWS

## Counterweights - Family 095

### *Counterweights 71*




GR. 60 07160

### *Counterweights, aluminium rim, clip*



09101

### *Counterweights, Japan*



GR. 40 02040  
GR. 45 02045  
GR. 60 02060

### *Counterweights, truck*



GR. 50 09550  
GR. 75 09575  
GR. 100 095100  
GR. 150 095150  
GR. 200 095200  
GR. 250 095250  
GR. 350 095350

# COUNTERWEIGHTS - WHEEL SCREWS

## Counterweights, van - Family 095



GR. 30 09730  
GR. 75 09775  
GR. 125 097125  
GR. 150 097150

## Counterweight, adhesive, motorcycle



0110

## Wheel screws - Family 003

Grupo VAG  
M12 x 1,5 L: 45,5 mm



100

Opel, Fiat, Suzuki  
M12 x 1,5 L: 47 mm



101

# COUNTERWEIGHTS - WHEEL SCREWS

## Hub nut - Family 003

28 / 150 x 41 x 16



201

20 / 150 x 30 x 17.5



205

16 / 100 x 24 x 8



207

# TYRE VALVES

## Tyre valves - Family 095

Short high temperature



050

Short high temperature



051

Long high temperature



052

High temperature



053

## Straight truck valve

TR - 575



0320

CHECK MEASUREMENTS IN RATE

## Leg for fixing valves



0349

## Saloon car valves - Family 095

TR - 412



0303

Metallic TR - 418

0352

TR - 413



0300

Metallic TR - 413

0350

TR - 414



0301

TR - 415



0304

TR - 418



0302

## Extension Tube for Invisible Valve



031

## Valve plastic cap



010

Green PVC nitrogen



012

## Valve metal cap



011


# TYRE VALVES

Tyre valve dismantling tool  
0121001

individual tyre valve dismantling tool  
0121002

Dynamometric tyre valve dismantling tool  
012100201

## Truck - bus valve - Family 095



V3 - 20 - 12

0314



V3 - 22 - 1

0315



V3 - 20 - 1

0316



V3 - 12 - 1

0313



V3 - 20 - 4

0310




V3 - 20 - 5

0311



V3 - 20 - 6

0312



TR - 573C

0330



TR - 574C

0331

CHECK MEASUREMENTS IN RATE

# TYRE VALVES

## Truck-bus-valve - Family 095



110 mm



140 mm



180 mm

## Plastic extension valve - Family 095




150 mm




170 mm

# Tractor valves

TR-618-A



TR-618-C



Rubber base



TRACTOR VALVES Ø16 MM

## 45° hex head truck angle extension



0950345

CHECK MEASUREMENTS IN RATE

# TYRE VALVES


## Motorcycle elbow valve - Family 095

Elbow valve in black aluminium



0363

Elbow valve in silver aluminium



0362


Tubeless scooter elbow valve TR-1200



0361

## Motorcycle straight valve


Straight valve for BMW



0366



0365



0364

CHECK MEASUREMENTS IN RATE

# SUMP CAPS

## Sump caps - Family 088

10 x 1.25 x 13



708

10 x 1.0



724

12 x 1.25 x 11



700

12 x 1.5 x 12



714

12 x 1.5 x 12



678

12 x 1.75 x 25



712



12 x 1.5 x 10



725

1/2" x 20G x 21




723

14 x 1.25 x 12



726

14 x 1.25 x 13



702

14 x 1.5



677

14 x 1.5 x 10



704

14 x 1.5 x 10



711

14 x 1.5 x 11



721

12 x 1.5 x 18



730

CHECK MEASUREMENTS IN RATE

# SUMP CAPS

## Sump caps - Family 088

14 x 1.5 x 13.7



703

14 x 1.5 x 16



669

14 x 1.5 x 17.5



674

14 x 1.5 x 20



713



14 x 1.5 x 21



706



14 x 1.5 x 22



728



14 x 1.5 x 22



707

14 x 1.5 x 24



705

16 x 1.5 x 13



670

16 x 1.5 x 15



673

16 x 1.5 x 12



667

16 x 1.5 x 18



717



18 x 1.5 x 12



715



18 x 1.5 x 16



668

# SUMP CAPS

## Sump caps - Family 088

18 x 1.5 x 21



719

18 x 1.5 x 26



709

20 x 1.5 x 8



671

22 x 1.5 x 15



675

22 x 1.5 x 10



718

22 x 1.5 x 14



672

22 x 1.5 x 14.5



716

24 x 1.5 x 11




729

26 x 1.5 x 16



759

22 x 1.5 x 13



676

# SUMP CAPS - WASHERS

## Special sump - Family 088

11 x 21 x 2.5



910

12.5 x 24 x 2



913

12 x 17.5 x 3



912

12 x 21 x 1.7



919

13 x 24 x 2.5



916

14 x 19 x 2.2



914

14 x 20 x 2



915

14 x 21 x 2



918

14 x 21 x 2



118

14 x 22 x 1.5



11422

16 x 22 x 1.5



16220

18 x 22 x 2



917

18 x 24 x 2



1824

23 x 36 x 3



921

26 x 32 x 2.5



2632

CHECK MEASUREMENTS IN RATE

# SUMP CAPS - WASHERS

## Aluminium - Family 081



12 x 17 x 1.5

1217



22 x 28 x 1.5

2228



26 x 32 x 2

2632

## Injection - Family 182



10 x 20 x 2

10202



22 x 26 x 1.5

2226

## Copper - Family 082



10 x 14 x 1.5

1014



12 x 17 x 1.5

121715



14 x 20 x 1.5

1420



18 x 22 x 1.5

1822




18 x 24 x 1.5

1824

CHECK MEASUREMENTS IN RATE

# BLOCKING CAPS






## Blocking caps - Family 000



CHECK MEASUREMENTS IN RATE

# BLOCKING CAPS

## Blocking caps - Family 000



48 mm 48  
49 mm 49  
50 mm 50  
51 mm 51

# GREASERS - PLASTIC JOINTS

## Greasers - Family 014 - Straight H1



## Straight impact



## Hydraulic long




## Conical 45° H2



CHECK MEASUREMENTS IN RATE

# GREASERS - PLASTIC JOINTS

## Conical 90° H3 - Family 014



## Fittings for braking and fuel systems - Family 016

### DOUBLE JOINT



4 mm	60601	12 mm	60605
6 mm	60602	14 mm	60606
8 mm	60603	16 mm	60607
9 mm	60604		

### "T"



4 mm	60701	9 mm	60704
6 mm	60702	12 mm	60705
8 mm	60703	14 mm	60706

### REDUCTION "T"



6 x 4 x 6	60801
9 x 9 x 4	60803
8 x 6 x 8	60804
9 x 6 x 9	60805

CHECK MEASUREMENTS IN RATE

# Special brake fittings Family 016

### FEMALE CONNECTOR



4 x 6	93901	6 x 9	93302
6 x 9	93902	8 x 11	93303
8 x 11	93903	9 x 12	93304
9 x 12	93904	10 x 14	93305
4 x 6	93301	12 x 16	93306

### MALE CONNECTOR



1/4" NPT	93909
22 x 150	93307
16 x 150	93308

### MALE-FEMALE ELBOW CONNECTOR

93309



### RETENTION CLIP



B 93310

### PLASTIC PROTECTOR



A	White	93911
A	Blue	93912
A	Red	93913
B	White	93311
B	Blue	93312
B	Red	93313


### O-ring family Family 089

7.00	313
9.00	314
11.00	315
13.00	316




# GREASERS - PLASTIC JOINTS


## Elbowed 90°




## Straight plastic joints Family 026




## Straight reductions




## Joint in T




## Reduction in T



## Joint in Y



## Reduction in Y



CHECK MEASUREMENTS IN RATE

# TRIMS - SPRINGS

## Nut trims Family 083



# RIVETS

## Standard rivets, normal flange



Aluminium / Steel

Family 019



Lacquered black

Family 123



Lacquered bronze

Family 117



Lacquered white

Family 118



Stainless steel / Stainless steel

Family 607



Steel / Steel

Family 1260

**Ø 3.2**

3.2 x 5



325

3.2 x 8



328

3.2 x 10



3210

3.2 x 12



3212

**Ø 4.8**

4.8 x 6



486

4.8 x 8



488

4.8 x 10



4810

4.8 x 12



4812

4.8 x 14 4814  
4.8 x 16 4816  
4.8 x 18 4818  
4.8 x 24 4824  
4.8 x 30 4830  
4.8 x 35 4835

**Ø 4**

4 x 8



48

4 x 10



410

4 x 12



412

4 x 8 408  
4 x 12 412  
4 x 16 416  
4 x 18 418  
4 x 25 425  
4 x 30 430

**Ø 6**

6 x 18



618

6 x 24



624


6 x 12 612  
6 x 16 616

**Ø 5**

(Only Fam. 126)

5 x 16 516  
5 x 40 540  
5 x 45 545

## Standard rivet Aluminium/Steel - Pipe Family 113



5 x 40

540

5 x 45

545

5 x 50

550

5 x 60

560

CHECK MEASUREMENTS IN RATE

# RIVETS

## Standard rivets. wide flange



## Wide flange



4.8 x 12 0512  
4.8 x 16 0516  
4.8 x 21 0521

## Wide flange black




4 x 14 1414

## Wide flange white



## Standard rivets, countersunk head 120° Family 114



CHECK MEASUREMENTS IN RATE

# RIVETS

## Flower rivets - normal flange

Aluminium / Steel



Family 116

Black



Family 116

Blue



Family 116

Yellow



Family 116

White




Family 116

Ø 4




485 4103 4121 414

Ø 4.8



4157 4192 4892 48109 48127 48145 48163

Ø 4



0414 30416 60416

Ø 4.8



34816 4816 54821

4.8 x 18 4818  
 4.8 x 24 48254  
 4.8 x 30 4830  
 4.8 x 35 4835  
 4.8 x 45 4845  
 4.8 x 50 4850

CHECK MEASUREMENTS IN RATE

# RIVETS

## Flower rivet - wide flange

Aluminium / Steel



Family 116

White



Family 116

Black



Family 116

4 x 16



416

4.8 x 18



04818

4 x 16



1416

4.8 x 16



14816

4.8 x 18



14818

4.8 x 16




04816

4 x 20 0420  
4.8 X 24 04824  
4.8 X 30 04830  
4.8 X 35 04835

4 X 16 0416  
4.8 X 18 24818

## Cobra rivet - wide flange

Aluminium / Steel



Family 119

4.8 x 10



48105

4.8 x 17



4817

4.8 x 25



4825

## Cobra rivet - normal flange

Aluminium / Steel



Family 119

3.2 x 8



328

3.2 x 11



3211

4 x 9



49

4 x 12



412

4 x 16




416

4.8 x 10



4810

4.8 x 15



4815

4.8 x 24





4824

CHECK MEASUREMENTS IN RATE

# RIVETS

## Umbrella rivets - Family 116



## Trim rivet Family 116

Aluminium / Steel



## Structural rivet Family 113

Steel / Steel



## Sealed rivet Fam. 607


Inox / Inox



6.5 x 20



Inox / Inox



# RIVETS

## Riveting machines



0123362 Manual rivet machine  
0123363 Manual rivet machine, long arm  
6076700 Pneumatic rivet machine

## Umbrella-type anchor clip

012445



CHECK MEASUREMENTS IN RATE

## Rivet nuts - Family 078

Steel




## Rivet nuts - Family 179

Aluminium



## Rivet nuts - Family 180

Steel hexagonal



# SHEATHED CABLES

## Cables - Family 011

### UNIPOLAR

Diameter 0,5 mm<sup>2</sup>



07552



07554




07551



07553

### UNIPOLAR

Diameter 0,75 mm<sup>2</sup>




0759



0755



0758



0757




0751



0752



0753



0754



0756

### UNIPOLAR

Diameter 1,5 mm<sup>2</sup>



0159



0155



0158



0157




0151




0152



0153



0154



0156

### UNIPOLAR

Diameter 2,5 mm<sup>2</sup>



0125



01251

Diameter 4 mm<sup>2</sup>



0451



0452

Diameter 6 mm<sup>2</sup>



0651




0652

# SHEATHED CABLES

## Cables - Family 011

### PARALLEL

Diameter 0,5 mm<sup>2</sup>



07009

Diameter 0,75 mm<sup>2</sup>



07010

Diameter 1,5 mm<sup>2</sup>



01510

### BICOLOR

Diameter 1,5 mm<sup>2</sup>



01514  
Red - Grey



01515  
Green - Yellow



01517  
Green - Black

## Earth cables

Diameter 10 mm<sup>2</sup>




BLACK - 01100101  
RED - 0110010

Diameter 16 mm<sup>2</sup>




BLACK - 0016  
RED - 00161

Diameter 25 mm<sup>2</sup>



BLACK - 0025  
RED - 00251

Diameter 35 mm<sup>2</sup>



BLACK - 0035  
RED - 00351

Diameter 50 mm<sup>2</sup>



BLACK - 0050  
RED - 00501

Diameter 70 mm<sup>2</sup>




BLACK - 0070  
RED - 00701


CHECK MEASUREMENTS IN RATE

# SHEATHED CABLES

## Hose cable - Family 011



## Hose cable white - Family 030



**012600**  
Cable cutter




**012110**  
Straight wire  
strippers




CHECK MEASUREMENTS IN RATE

# SHEATHED CABLES


## Installation covers - Family 011




## Helicoidal cover



## Slotted pipe



## Heat shrink tubing



**1 m**

**Diameter 6.4**  
Red - 0641  
Yellow - 0642  
Blue - 0643

**Diameter 9.5**  
Red - 0951  
Yellow - 0952  
Blue - 0953

**Diameter 12.7**  
Red - 01271  
Yellow - 01272  
Blue - 01273

CHECK MEASUREMENTS IN RATE

# TERMINALS




## Insulated terminals - Family 022

Red: 0,25 / 1,5 mm<sup>2</sup>

Blue: 1,5 / 2,5 mm<sup>2</sup>

Yellow: 2,5 / 6 mm<sup>2</sup>

0,1 - 0,5 mm<sup>2</sup>



CHECK MEASUREMENTS IN RATE

# TERMINALS

## Insulated terminals - Family 022

Red: 0,25 / 1,5 mm<sup>2</sup>

Blue: 1,5 / 2,5 mm<sup>2</sup>

Yellow: 2,5 / 6 mm<sup>2</sup>

4,8 mm



163

6,3 mm



162

4,8 mm



125

6,3 mm



126

6,3 mm



178

6,3 mm



164

6,3 mm



1621

6,3 mm



127

6,3 mm



175

6,3 mm



3171

6,3 mm



317



345



174



346



155



122



104

Ø 4



160

Ø 4



123

Ø 5



135

Ø 5



158

Ø 4



161

Ø 4



124

Ø 5



136

Ø 5



159

0,1-0,5 mm<sup>2</sup>



146



172



133



116

Ø 2



181

Ø 2



180

Ø 2,7



179

6,3 mm



144

6,3 mm



145

# TERMINALS

## Insulated terminals - Family 022



**Pre-insulated terminal pliers**  
Ref. 012105

**Bare terminal pliers**  
Ref. 012100

**Self adjust crimp plier**  
Ref. 01212010



CHECK MEASUREMENTS IN RATE

## Faston



## Leading terminal



## Insulated

27801	0,5 x 8 mm	White	27810	10 x 18 mm	Brown-L	27817	2 x 0,5 x 8 mm	White
27802	0,75 x 8 mm	Blue	27811	16 x 12 mm	Ivory	27818	2 x 0,75 x 8 mm	Grey
27803	1 x 8 mm	Red	27812	16 x 18 mm	Ivory-L	27819	2 x 1 x 8 mm	Red
27804	1,5 x 8 mm	Black	27813	25 x 16 mm	Black	27820	2 x 1,5 x 8 mm	Black
27805	2,5 x 8 mm	Grey	27814	25 x 22 mm	Black-L	27821	2 x 2,5 x 10 mm	Blue
27806	4 x 10 mm	Orange	27815	35 x 16 mm	Red	27822	2 x 4 x 12 mm	Grey
27807	6 x 12 mm	Green	27816	35 x 25 mm	Red-L	27823	2 x 6 x 14 mm	Yellow
27808	6 x 18 mm	Green-L				27824	2 x 10 x 14 mm	Red
27809	10 x 12 mm	Brown				27825	2 x 16 x 14 mm	Blue

# TERMINALS

## Bare terminals - Family 022

Ø 3,2 mm  
0,75-2 mm<sup>2</sup>



203

Ø 4,2 mm  
0,75-2 mm<sup>2</sup>



204

Ø 5,2 mm  
0,75-2 mm<sup>2</sup>



205

Ø 6,2 mm  
0,75-2 mm<sup>2</sup>



206

Ø 8,5 mm  
1-2,5 mm<sup>2</sup>



207

Ø 10,5 mm  
1,5-4 mm<sup>2</sup>



208

Ø 12,5 mm  
1,5-4 mm<sup>2</sup>



209

3,7 mm  
0,5-1 mm<sup>2</sup>



201

4,2 mm  
0,5-1 mm<sup>2</sup>



202

2,8 mm  
0,5-1 mm<sup>2</sup>



188

4,8 mm  
0,5-1 mm<sup>2</sup>



187

6,3 mm  
1-2,5 mm<sup>2</sup>



186

6,3 mm  
1-2,5 mm<sup>2</sup>



189

6,3 mm  
1-2,5 mm<sup>2</sup>



191

9,5 mm  
4-6 mm<sup>2</sup>



192

2,8 mm  
0,5-1 mm<sup>2</sup>



200

4,8 mm  
0,75-2 mm<sup>2</sup>



199

6,3 mm  
1-2,5 mm<sup>2</sup>



198

6,3 mm  
1-2,5 mm<sup>2</sup>



197

6,3 mm  
1-2,5 mm<sup>2</sup>



196

7,8 mm  
2-3 mm<sup>2</sup>



1921

Plana



217

45°



218

Plana



219

6,3 mm  
0,5-1,5 mm<sup>2</sup>



195

6,3 mm  
1-2,5 mm<sup>2</sup>



193

7,9 mm  
1-2,5 mm<sup>2</sup>



194

6,3 mm  
0,5-1,5 mm<sup>2</sup>



1941

6,3 mm



210

6,3 mm  
0,75-1,5 mm<sup>2</sup>



211

Ø 4 mm  
1-2,5 mm<sup>2</sup>



214

Ø 7,8 mm  
7 mm<sup>2</sup>



212

Ø 4 mm  
0,5-1 mm<sup>2</sup>



215

Ø 4 mm  
0,75-1,5 mm<sup>2</sup>



216

0,5-  
1,5 mm<sup>2</sup>



2120

1,5-  
2,5 mm<sup>2</sup>



2121

CHECK MEASUREMENTS IN RATE

# TERMINALS

## Special terminals - Family 022

7 mm  
0,5 - 1,5 mm<sup>2</sup>



225

6,3 mm  
0,5 - 1,5 mm<sup>2</sup>



223

6,3 mm  
4 - 6 mm<sup>2</sup>



221

2,8 mm  
0,5 - 1 mm<sup>2</sup>




234

2,8 mm  
1,5 - 2,5 mm<sup>2</sup>



233

6,3 mm  
2,5 - 4 mm<sup>2</sup>



279

1,5 mm  
1 - 1,5 mm<sup>2</sup>



284

1,5 mm  
1 - 1,5 mm<sup>2</sup>



285

1,5 mm  
1 - 1,5 mm<sup>2</sup>



301

1,5 mm  
1 - 1,5 mm<sup>2</sup>



302

2,8 mm  
0,5 - 1,5 mm<sup>2</sup>



280

2,8 mm  
0,5 - 1,5 mm<sup>2</sup>



281

1,5 mm  
0,5 - 1 mm<sup>2</sup>



282

0,5 mm  
2,5 mm<sup>2</sup>



289

1,6 mm  
0,5 - 1 mm<sup>2</sup>



290

1,6 mm  
0,5 - 1 mm<sup>2</sup>



291

3,5 mm  
1 - 2,5 mm<sup>2</sup>



292

3,5 mm  
2,5 - 6 mm<sup>2</sup>



293

3,5 mm  
2,5 - 6 mm<sup>2</sup>



294

1,5 mm  
0,5 - 1 mm<sup>2</sup>



295

1,5 mm  
0,5 - 1 mm<sup>2</sup>



296

2,8 mm  
0,5 - 1 mm<sup>2</sup>



297

2,8 mm  
0,5 - 1 mm<sup>2</sup>



299

2,8 mm  
0,5 - 1 mm<sup>2</sup>



300

2,1 mm  
0,5 - 1 mm<sup>2</sup>



305

2,1 mm  
0,5 - 1 mm<sup>2</sup>



306

2,1 mm  
0,5 - 2,1 mm<sup>2</sup>




308

2,1 mm  
0,5 - 2,1 mm<sup>2</sup>




309



Ø6,2 mm  
2,5 - 4 mm<sup>2</sup>

286



Ø6,2 mm  
10 - 20 mm<sup>2</sup>

314



Ø6,2 mm  
2,5 - 4 mm<sup>2</sup>

315

# TERMINALS

Red: 0,25 / 1,5 mm<sup>2</sup>

Blue: 1,5 / 2,5 mm<sup>2</sup>

Yellow: 2,5 / 6 mm<sup>2</sup>


## Heat shrink terminals - Family 022



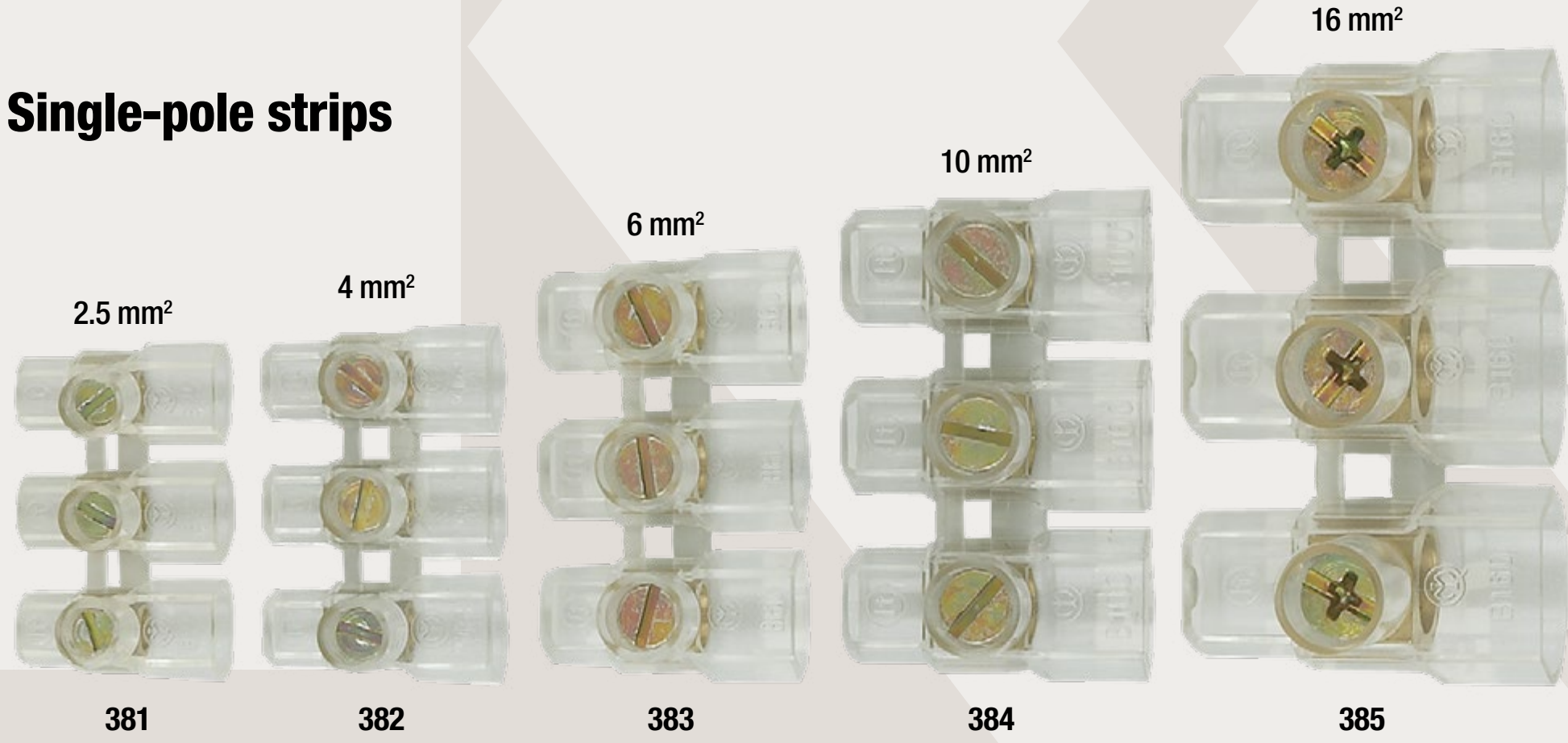
CHECK MEASUREMENTS IN RATE

# STRIPS - TERMINAL

## Connection strips - Family 011



## Single-pole strips



## Flat plug-in connection strip



CHECK MEASUREMENTS IN RATE

# STRIPS - TERMINAL

## Earth terminal - Family 011

1 mm<sup>2</sup>  
Ø 3



1

2 mm<sup>2</sup>  
Ø 4



2

3 mm<sup>2</sup>  
Ø 5



3

4 mm<sup>2</sup>  
Ø 6



4

10 mm<sup>2</sup>  
Ø 8



10

16 mm<sup>2</sup>  
Ø 6



16

25 mm<sup>2</sup>  
Ø 8



25

35 mm<sup>2</sup>  
Ø 8



35

50 mm<sup>2</sup>  
Ø 10



50

70 mm<sup>2</sup>  
Ø 11



70

## Braided cable



20 x 200	820
20 x 250	825
20 x 300	830
20 x 350	835
20 x 400	840
20 x 450	845
20 x 500	850
20 x 550	855
20 x 600	860

# STRIPS - TERMINAL

## Tubular earth terminals - Family 011



## Reinforced tubular sleeves Family 022



415	1.5 mm <sup>2</sup>	410	10 mm <sup>2</sup>	450	50 mm <sup>2</sup>
425	2.5 mm <sup>2</sup>	416	16 mm <sup>2</sup>	470	70 mm <sup>2</sup>
404	4 mm <sup>2</sup>	4251	25 mm <sup>2</sup>	495	95 mm <sup>2</sup>
406	6 mm <sup>2</sup>	435	35 mm <sup>2</sup>		


CHECK MEASUREMENTS IN RATE

# CONNECTORS

## Female connectors holder - Family 033



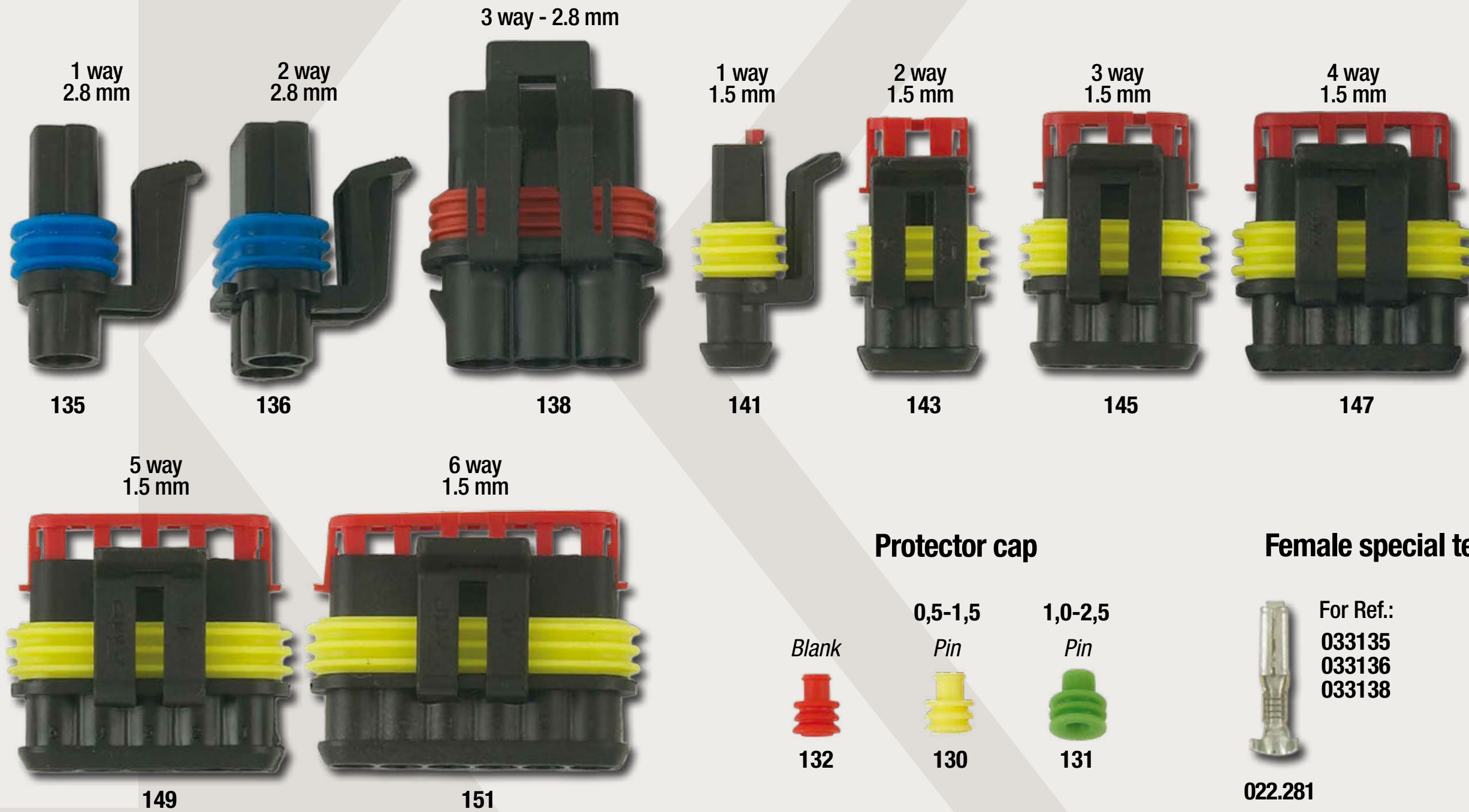
## Male connectors holder



CHECK MEASUREMENTS IN RATE

# CONNECTORS

## Female superseal connectors - Family 033



CHECK MEASUREMENTS IN RATE

# CONNECTORS

## Male superseal connectors - Family 033

2 way - 2,8 mm



13501

2 way - 2.8 mm



137

3 way - 2.8 mm



139

1 way  
1.5 mm



140

2 way  
1.5 mm



142

3 way  
1.5 mm



144

4 way  
1.5 mm



146

5 way  
1.5 mm



148

6 way  
1.5 mm



150

For Ref.:  
033137  
033139

### Male special terminals

For Ref.:  
033137  
033139  
03313501



022.280

For Ref.:  
033140  
033142  
033144  
033146  
033148  
033150



022.284

### Protector cap

Blank



132

0,5-1,5

Pin



130

1,0-2,5

Pin



131

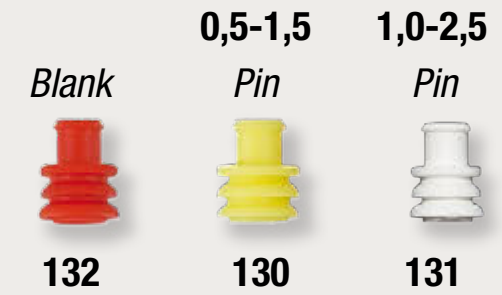
CHECK MEASUREMENTS IN RATE

# CONNECTORS


## Injection connectors Family 033



## Protector cap



## Special connector terminals Family 022




CHECK MEASUREMENTS IN RATE

# TERMINAL CONNECTORS


## Terminal connectors - Family 022

Battery terminal w. disonect



Green 3400  
Black 3401

Tourism  
BATTERY DISCONNECTOR




3402

Truck/Agricultural  
BATTERY DISCONNECTOR



3403

Peugeot-Citroen-Renault



Positive (Red) 3610  
Negative (Green) 3611

# TERMINAL CONNECTORS

## Terminal connectors - Family 022

Stud terminal M8




Positive 1102  
Negative 2102

Stud terminal M10



Positive 1110  
Negative 2110

Reinforced  
Positive 1107  
Negative 2107



Standard  
Positive 1109  
Negative 2109



Adaptor Ford

Positive 1104  
Negative 2104



Nautical



Negative 2108

Renault



Positive 1108



Positive 3510



Negative 3511

Renault



Positive 3500



Negative 3501

CHECK MEASUREMENTS IN RATE

# TERMINAL CONNECTORS


## Terminal connectors - Family 022

Double shield




Negative 2111  
Positive 1111

Truck




Positive 1112  
Negative 2112

MAN M12 type



Positive 1115  
Negative 2115

Standard truck




Positive 1113  
Negative 2113

Standard saloon car



Positive 1114  
Negative 2114

Standard truck



Positive 1105  
Negative 2105

Ford

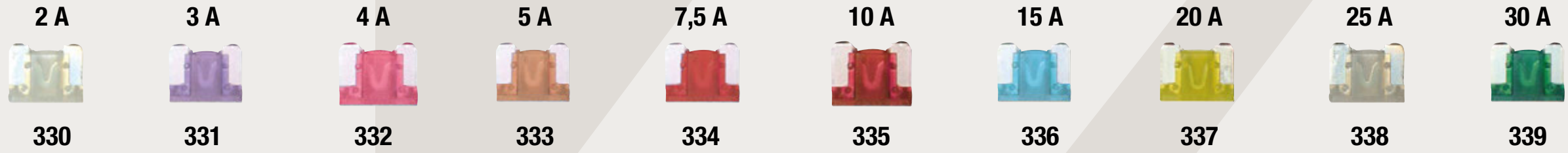


Positive 1103  
Negative 2103

CHECK MEASUREMENTS IN RATE

# FUSES

## Micro fuses - Family 033



## Micro fuses x 2 - Family 033




## Removing fuse tool - Family 022

246



## Mini fuses - Family 033



# FUSES

## Medium fuses - Family 033



## Luminous fuse tester - Family 033



## Removing fuse tool - Family 022




## Maxi fuses - Family 033




CHECK MEASUREMENTS IN RATE

# FUSES

## Mini fuses LED



## Medium fuses LED



## Removing fuse tool - Family 022

246

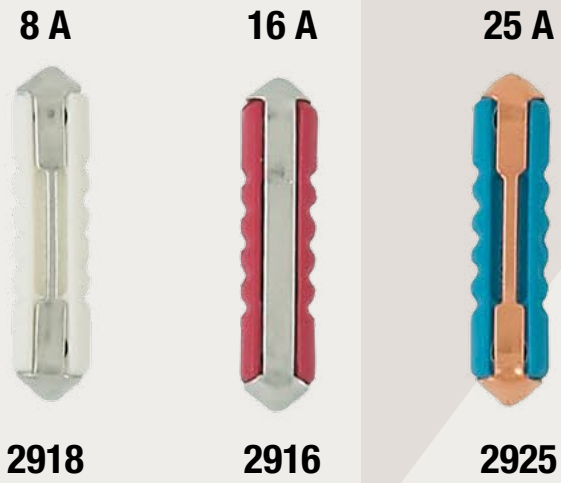


CHECK MEASUREMENTS IN RATE

# FUSES

## Cylindrical fuses - Family 033

### Porcelain



### Glass



## Fuses



		Thickness
121	30 A	0,2
125	40 A	0.25
122	50 A	0.35
126	60 A	0.4
123	80 A	0.5
124	100 A	0.55

## Fuses with reset - Family 033


24 V



24 V



24 V



CHECK MEASUREMENTS IN RATE


# FUSES

## Fuses JAPAN - Family 033

### Male



### Female short tips



CHECK MEASUREMENTS IN RATE

# FUSES

## Fuses JAPAN - Family 033

### Female long tips

20 A



28020

30 A



28030

40 A



28040

50 A



28050

60 A



28060

70 A



28070

80 A



28080

100 A



280100

### Open male

40 A



28240

60 A



28260

70 A



28270

80 A



28280

100 A



282100

120 A




282120

CHECK MEASUREMENTS IN RATE

# FUSES

## Fuses JAPAN - Family 033


### Mini link bent male



### Female with clip



### Female



### Mini female with clip



CHECK MEASUREMENTS IN RATE

# FUSES

## Fuses - Family 033

### *MIDI fuses*




40 A	320
50 A	321
60 A	322
70 A	323
80 A	324
100 A	325
125 A	3251

### *MIDI fuses-holder box*



0281

### *MEGA fuses*



100 A	315	300 A	317
125 A	313	350 A	326
150 A	314	400 A	327
175 A	310	450 A	328
200 A	311	500 A	318
225 A	316		
250 A	312		

### *MEGA fuse-holder box*



0282

# FUSES

## Mini fuses holder - Family 033



Max. 30 A  
3 mm<sup>2</sup>

0283

## Medium fuses holder




Max. 30 A  
4 mm<sup>2</sup>

0284




0285



0286


## Mini fuses branch



10 A

0288

## Medium fuses branch




10 A

0287

# FUSES

## Maxi fuses holder Family 033




286

## Maxi fuses holder cover



289

## Maxi fuses holder terminal




1.5-2.5 mm<sup>2</sup>  
297

4-6 mm<sup>2</sup>  
29706

8-10 mm<sup>2</sup>  
29710


## Maxi fuses holder box (including cover)




Max. 60 A  
0280

## 6-way fuses holder box

Contact 6.3 x 0.8 mm



0682

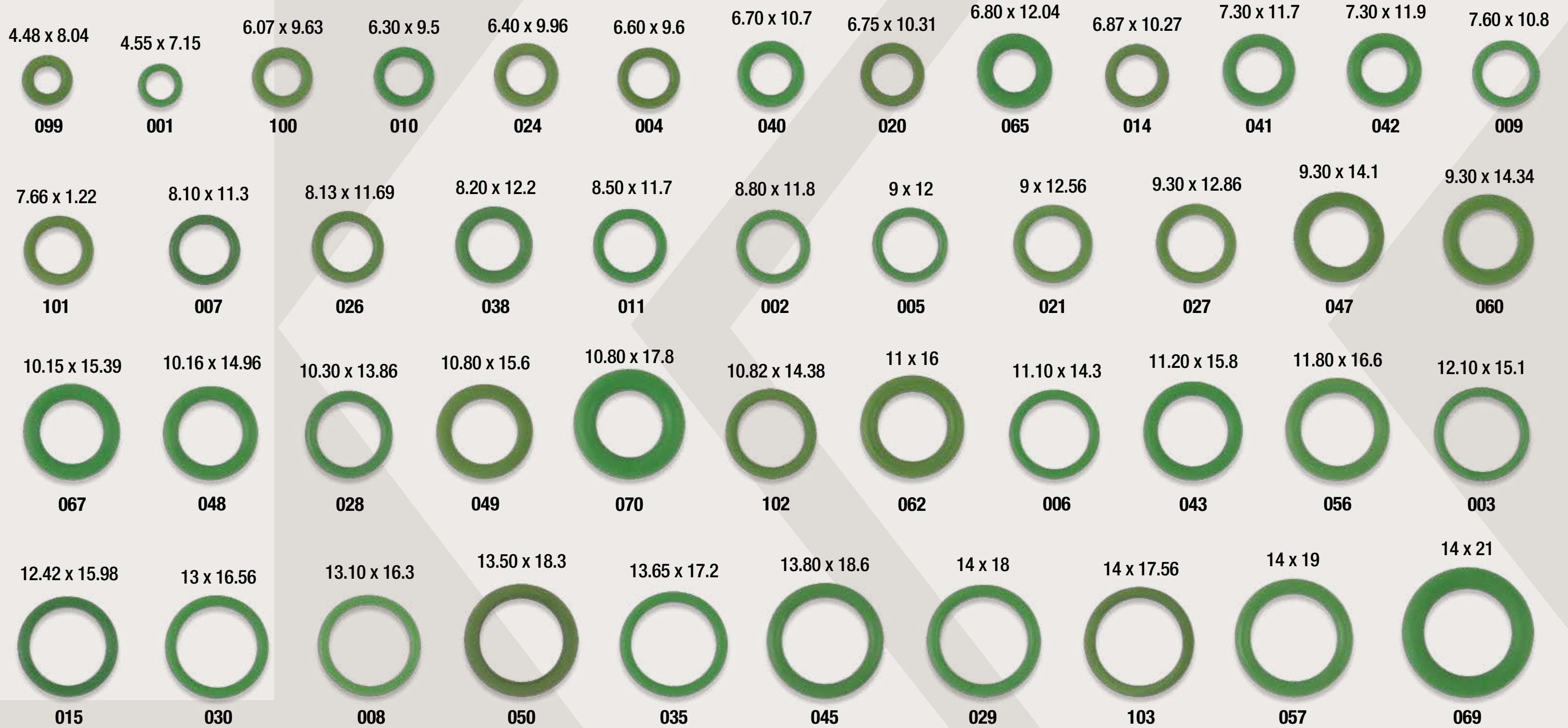


0681

CHECK MEASUREMENTS IN RATE

# AIR CONDITIONING O-RINGS

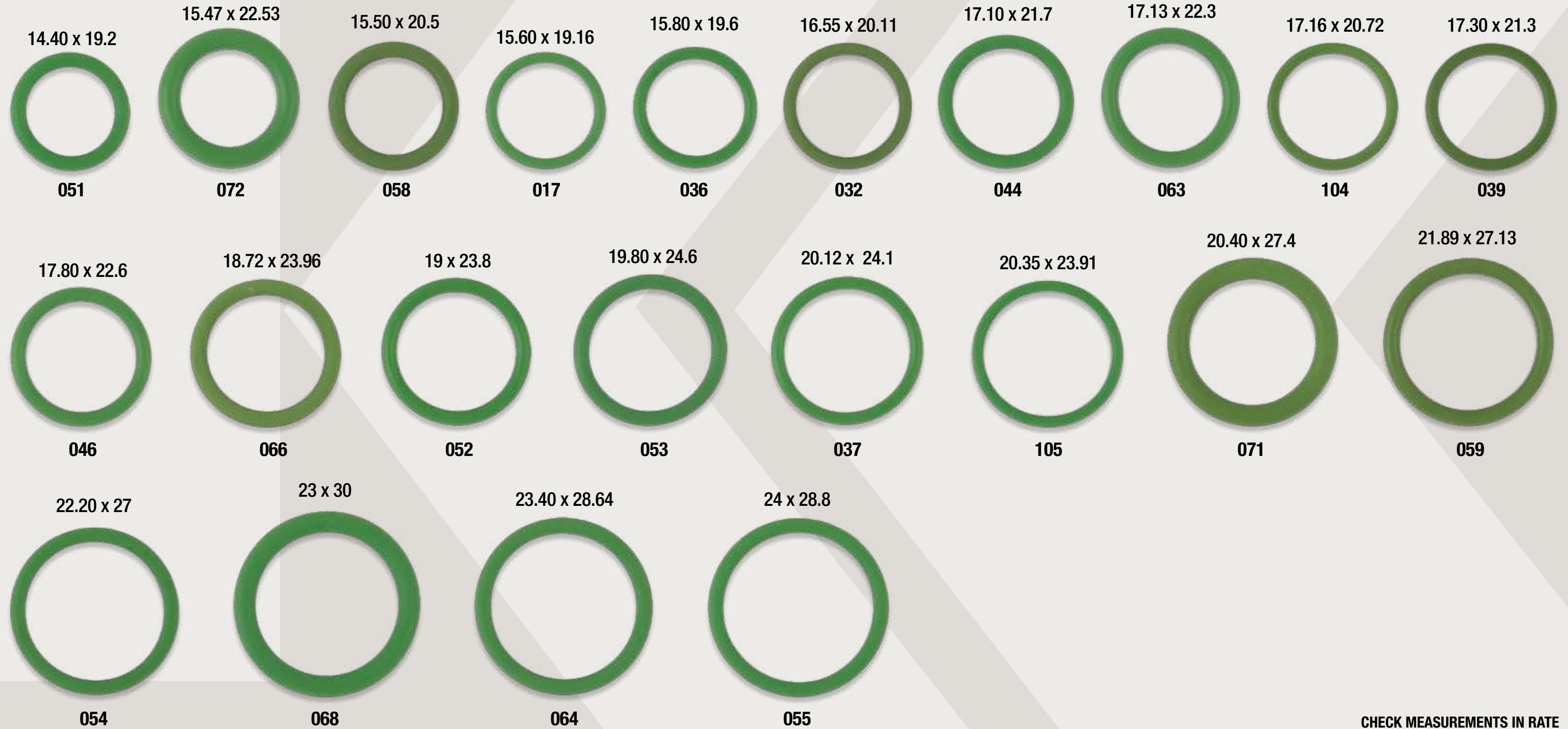
## AC O-rings HNBR - Family 079



CHECK MEASUREMENTS IN RATE

# AIR CONDITIONING O-RINGS

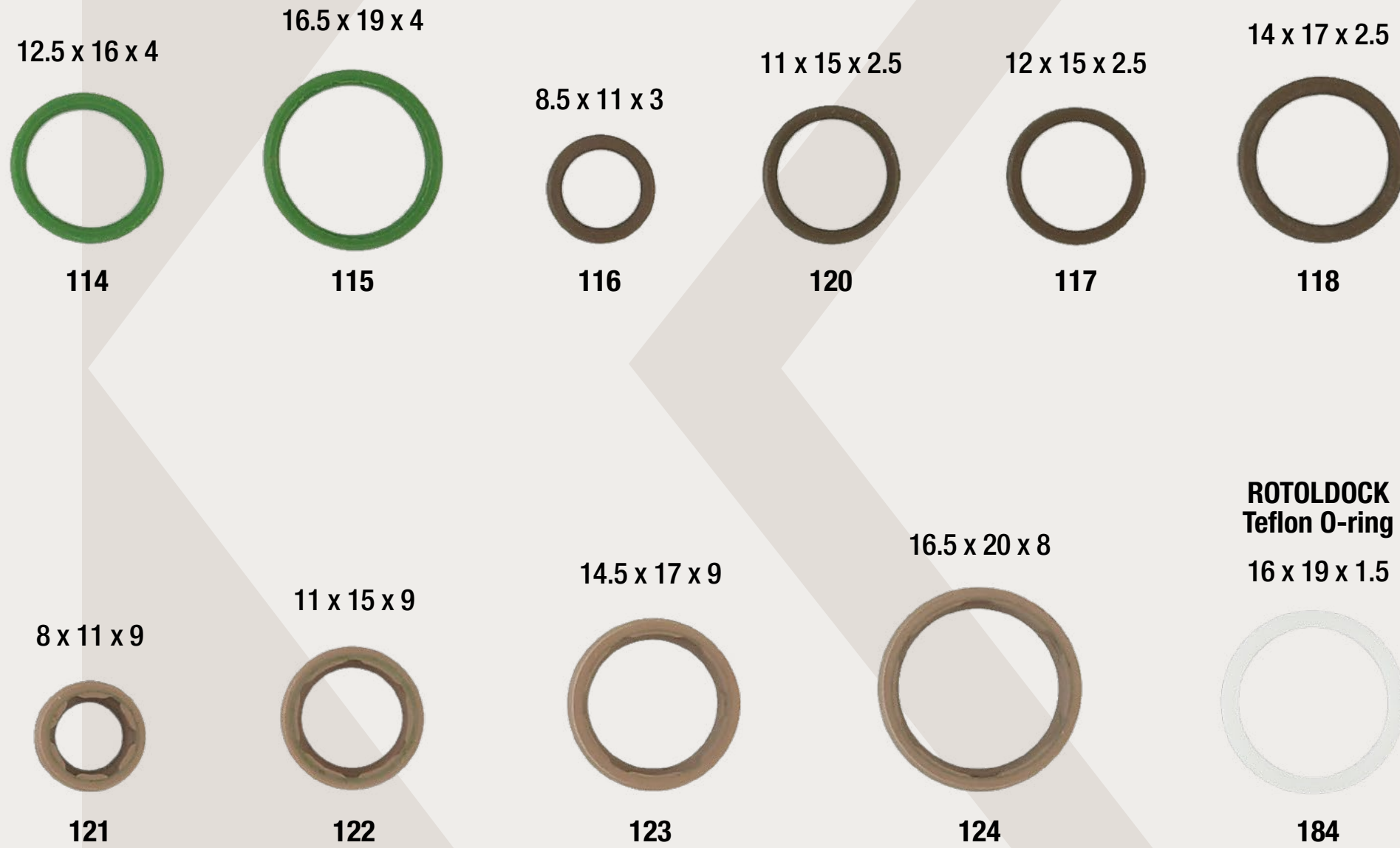
## AC O-rings HNBR - Family 079



CHECK MEASUREMENTS IN RATE

# AIR CONDITIONING O-RINGS

## AC special O-rings HNBR - Family 079



CHECK MEASUREMENTS IN RATE

# TYRE VALVES - DISCS - FILLING CAPS

## Filling tyre valves - Family 079

R12 / R134a  
Standard



01

R12 / R134a Opel  
Standard



02

R12 / R134a  
high capacity



03

R134a  
high capacity  
dense equipment



04

M10 R134a  
high pressure



05

M8 R134 a  
low pressure



06

M8 R1234yf



07

M8 R1234yf



08

low pressure  
M9 x 1



300

high pressure  
M8 x 1



301

equipment  
R12 1/4"



302

low pressure  
M8 x 1



303

high pressure  
M10 x 1,25



304

equipment  
R12 3/16"



305

high pressure  
M10 x 1



307

low pressure  
M9 x 1



308

high pressure  
M10 x 1



309

low pressure  
M8 x 1



310

low pressure - high pressure  
Japanese vehicle



317



318

## Tyre valve dismantling tool 0121001



## Individual tyre valve dismantling tool - 0121002



## Dynamometric tyre valve dismantling tool 012100201



CHECK MEASUREMENTS IN RATE

# TYRE VALVES - DISCS - FILLING CAPS

## Springlook extractors - Family 079

G6



412

Red  
Opel-GM



416

G8



413

Blue  
Opel-GM



417

G10



414

Green  
Audi-VW



418

G12



415

Black  
Audi-VW



419

## Springlook G - 12

G6



401

G8



402

G10



403

G12



404

CHECK MEASUREMENTS IN RATE

# TYRE VALVES - DISCS - FILLING CAPS

## Connection discs - Family 079



Harrison compressors

## GM compressors



## Guides

short aluminium

long aluminium



145



146

## Fast connections

high pressure standard

high pressure - high capacity

low pressure standard

low pressure - high capacity

high pressure multi-brand

low pressure multi-brand

high pressure for welding

low pressure for welding



200



201



202



203



204



205



206



207

# TIES

## Nylon ties plus

Family 144 - Black



Family 144 - Grey (RAL 7035)



Family 143 - Natural



Family 144 - Colors



319



100 x 2,5 mm

318



150 x 2,5 mm

323



150 x 3,6 mm

324



200 x 3,6 mm

317



200 x 4,8 mm

501



200 x 4,8 mm

**316**

250 x 4,8 mm

**325**

300 x 3,6 mm

**313**

300 x 4,8 mm

**314**

360 x 4,8 mm

**320**

300 x 7,6 mm

**321**

370 x 7,6 mm

**327**

540 x 7,6 mm

**322**

780 x 9 mm

**328**

1000 x 12,5 mm

**502**


290 x 4,8 mm

200 x 3,6 mm



**6101**

200 x 3,6 mm



**6201**

200 x 3,6 mm



**6301**

200 x 3,6 mm



**6401**

**6102**

300 x 4,8 mm

**6202**

300 x 4,8 mm

CHECK MEASUREMENTS IN RATE

# TIES

## Nylon ties

Family 043



White

316 - 250 x 4,8

Family 044



Black

319 - 100 x 2,5

Family 142



Blue

001 - 100 x 2,5  
002 - 200 x 4,8  
003 - 370 x 4,8  
004 - 370 x 7,6



327 - 190 x 4,8



2659 - 260 x 9  
369 - 360 x 9  
519 - 510 x 9



186 - 180 x 6  
296 - 290 x 6



2575 - 250 x 7,6  
3575 - 370 x 7,6

# TIES

## Adhesive support for ties

Black 27 x 27



044330

White 27 x 27



043330

Adhesive support  
for cables  
19 x 19




043331

044331

## Wall plug bases for ties

Black with flange



044201 - 6 mm  
044301 - 8 mm

Black




044200 - 6 mm  
144300 - 8 mm

White




044406 - 6 mm  
044408 - 8 mm

Gray



144503 - 6 mm  
144504 - 8 mm

## Nylon tie join



044100



044940

# PE PLUGS

## Family 513



Ø 6

136



Ø 7

137



Ø 8

138



Ø 9

139



Ø 10

1310



Ø 12

1312

# NYLON PLUGS

## Family 513

### Nylon plugs with collar



145


### Nylon plugs without collar




1005



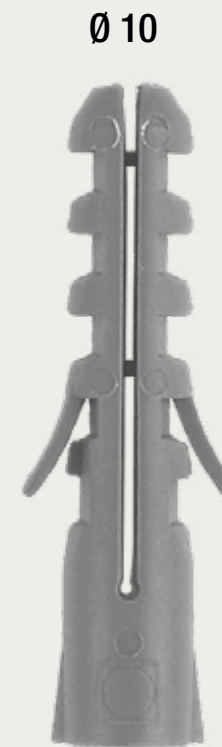
1006



1007



1008




10010



10012

# NYLON PLUGS

## Cobra anchors with collar Family 513



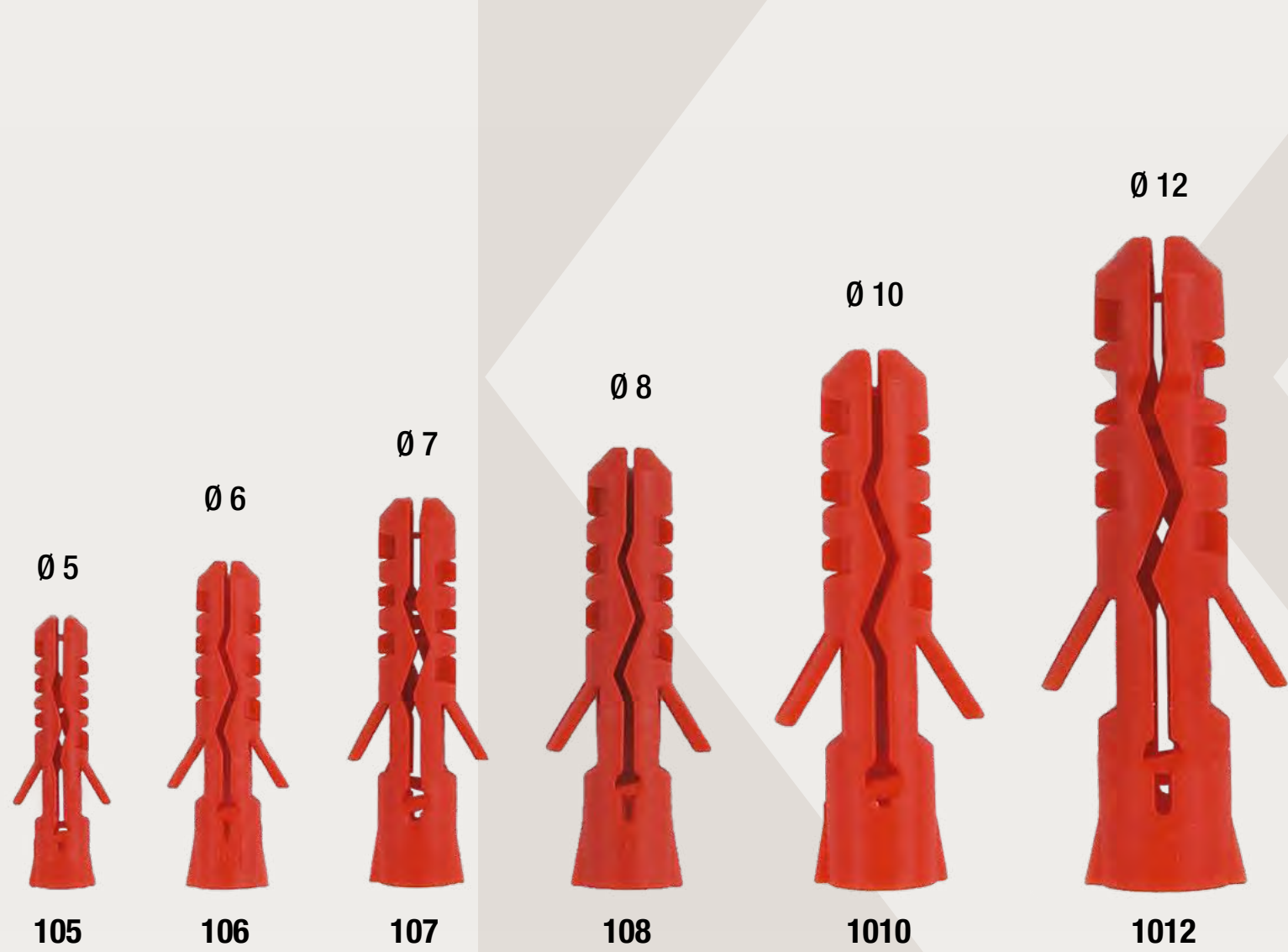
## Cobra anchors without collar



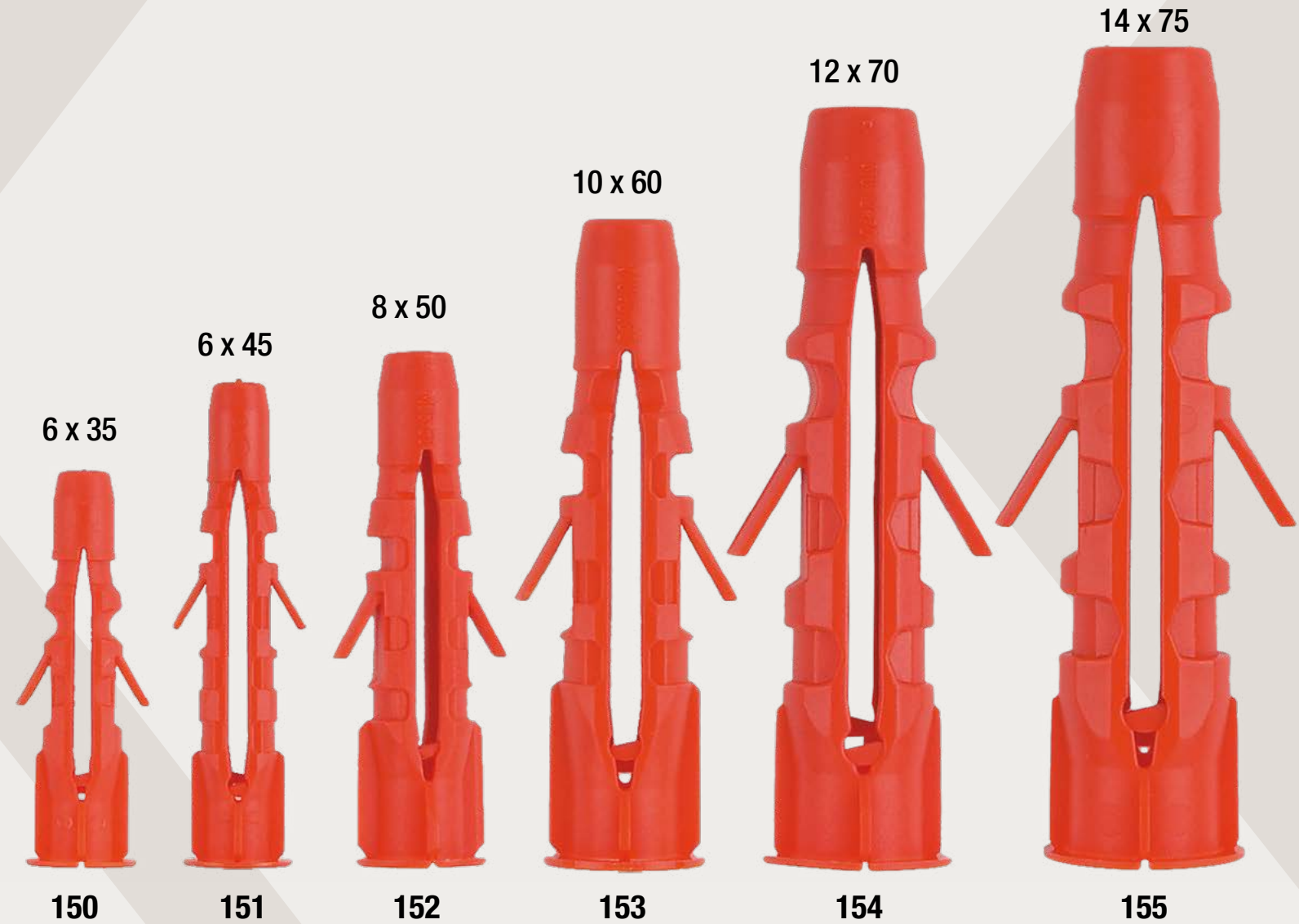
# NYLON PLUGS

## Family 513

### MN Nylon plugs



### Multi-function plugs gold series



CHECK MEASUREMENTS IN RATE

# NYLON PLUGS

## Family 513

### Quadruple expansion nylon plugs



7525  
5 x 25

7630  
6 x 30

7840  
8 x 40

71050  
10 x 50

71220  
12 x 60

71470  
14 x 70


### Long ML nylon plug



7010880  
8 x 80

7010660  
6 x 60

### Loose nylon plugs



101080  
10 x 80

1010100  
10 x 100

1010120  
10 x 120

CHECK MEASUREMENTS IN RATE

# NYLON PLUGS


## Nylon plugs BKr - Family 513



8 x 80 / T30	<b>62101</b>
8 x 100 / T30	<b>62102</b>
8 x 120 / T30	<b>62103</b>
10 x 85 / T40	<b>62104</b>
10 x 100 / T40	<b>62105</b>
10 x 115 / T40	<b>62106</b>
10 x 135 / T40	<b>62107</b>



8 x 80 / Spanner 10	<b>62301</b>
8 x 100 / Spanner 10	<b>62302</b>
10 x 85 / Spanner 13	<b>62304</b>
10 x 100 / Spanner 13	<b>62305</b>
10 x 115 / Spanner 13	<b>62306</b>
10 x 135 / Spanner 13	<b>62307</b>



10 x 85 / Spanner 13 - T40	<b>62201</b>
10 x 100 / Spanner 13 - T40	<b>62202</b>
10 x 115 / Spanner 13 - T40	<b>62203</b>
10 x 135 / Spanner 13 - T40	<b>62204</b>

## Tamper-proof star - Family 218



T40 040



**001** TX30 16mm  
**011** TX40 18mm



**002** TX30 16mm  
**012** TX40 18mm



**003** TX30 16mm  
**013** TX40 18mm

CHECK MEASUREMENTS IN RATE

# NYLON PLUGS

## Plugs for solid walls grey - Family 513



**POZIDRIVE**

10 x 120 510120



**510120**



**HEXAGONAL**

10 x 140 610140



**610100**

# NYLON PLUGS

## Family 513

### Scaffold anchor




### Nylon rawlplug for scaffolding



### Nylon anchors

12 x 45



911255

CHECK MEASUREMENTS IN RATE

# HAMMER-IN PLUGS

## Fixing sets - Family 513

Washbasin to wall



6 x 70 250

WC to wall




8 x 40 260

## Nylon plug with cap PVC Family 201



10 x 120 10120

## Fixing set washbasin to wall Family 513




8 x 90 350

CHECK MEASUREMENTS IN RATE

# HAMMER-IN PLUGS


## Pre-assembled hammer-in plugs Family 513



CHECK MEASUREMENTS IN RATE

# HAMMER-IN PLUGS

## Pre-assembled hammer-in plugs Family 513



### Caps for plugs

5 / 6 mm



02


5 / 6 mm



03

# HAMMER-IN PLUGS


## Hammer-in plugs with collar Family 513



CHECK MEASUREMENTS IN RATE

# HAMMER-IN PLUGS

Hammer-in plugs with collar,  
stainless A2  
Family 513



CHECK MEASUREMENTS IN RATE

# HAMMER-IN PLUGS

## Family 513

**Hammer-in plug conical white**  POZIDRIVE

140



5 x 25

**Hammer-in plug conical stainless white**  POZIDRIVE

202



8 x 120

# HAMMER-IN PLUGS

## Hammer-in plug - Family 513

5 x 30



220

5 x 30



221

5 x 30



222

5 x 40



224

5 x 40



226

5 x 40



227

## Hammer-in plug for clamp

M6 x 35



330

# FIXING PLUG FOR VERTICAL INSULATION

## Family 203


10 x 70 mm 101070  
10 x 90 mm 101090



CHECK MEASUREMENTS IN RATE

# PLUGS FOR HOLLOW WALLS

## Nylon plugs for hollow walls Family 203



## Plug for plasterboard Family 513



## Spiked plug for plasterboard Family 513



# TOGGLES


## Toggles - Family 519

*Toggle hook*



Ø4 L 77 MM 104  
Ø5 L 80 MM 105  
Ø6 L 87 MM 106

*Toggle spike*



Ø4 L 100 MM 114  
Ø5 L 100 MM 115  
Ø6 L 100 MM 116

*Toggle hook automatic*



Ø4 L 55 MM 314  
Ø5 L 65 MM 315  
Ø6 L 80 MM 316

*Toggle spike automatic*



Ø4 L 100 MM 304  
Ø5 L 100 MM 305  
Ø6 L 100 MM 306

*Toggle head*



65 X 10 MM 1004  
65 X 10,7 MM 1005  
70 X 12 MM 1006  
80 X 16,8 MM 1008

CHECK MEASUREMENTS IN RATE

# ANCHORS FOR HOLLOW WALLS

## Anchors - Family 520

### Umbrella anchor without screw



4 x 32	BR. 8	17414
4 x 45	BR. 8	17426
4 x 59	BR. 8	17440
5 x 52	BR. 10	17516
5 x 65	BR. 10	17532
5 x 80	BR. 10	17545
6 x 52	BR. 12	17616
6 x 65	BR. 12	17632
6 x 80	BR. 12	17645

### Umbrella anchor with screw



4 x 32	BR. 8	18414
4 x 45	BR. 8	18426
4 x 59	BR. 8	18440
5 x 52	BR. 10	18516
5 x 65	BR. 10	18532
5 x 80	BR. 10	18545
6 x 52	BR. 12	18616
6 x 65	BR. 12	18632
6 x 80	BR. 12	18645




### Pliers for umbrella-type anchor Family 012



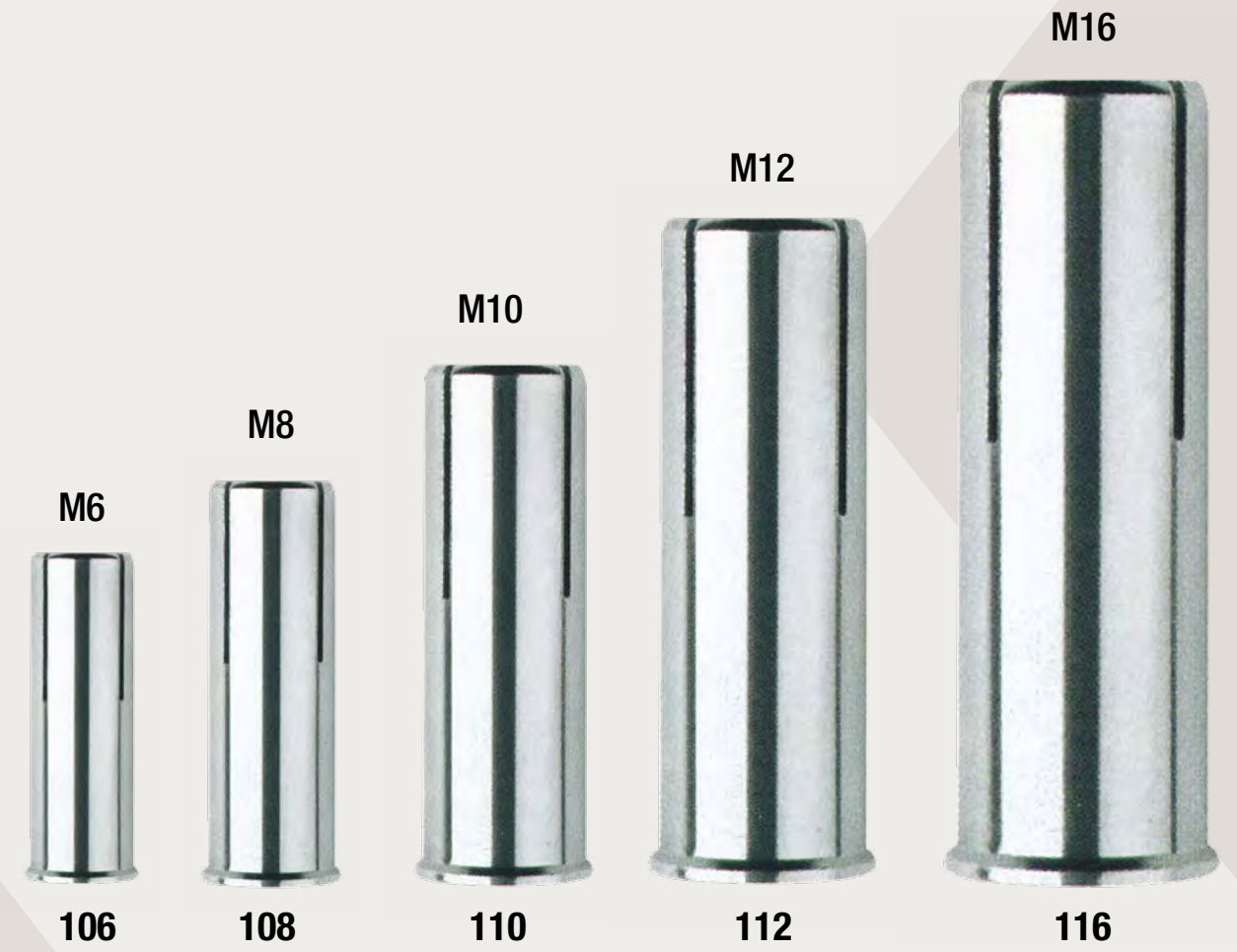
445

# METAL ANCHORS

## Drop-in anchors - Family 515



## Drop-in anchors with collar - Family 515



CHECK MEASUREMENTS IN RATE

# METAL ANCHORS

## Brass plug - Family 520



CHECK MEASUREMENTS IN RATE

# METAL ANCHORS

## Anchors - Family 520

### Anti-rotation double expansion anchor

10 x 70	191070
10 x 90	191090
10 x 110	1910110
10 x 130	1910130
10 x 150	1910150




### RASTREL plug

6 x 80 mm	3680
8 x 70 mm	3870
8 x 90 mm	3890
8 x 110 mm	38110
8 x 130 mm	38130



# ANCHORS - SLEEVES

## Female threaded anchor - Family 520



M8	3308
M10	3310
M12	3312

## Sleeve - Family 521



12 x 45	101245
15 x 85	101585
15 x 130	1015130
20 x 85	102085

# ANCHORS - SLEEVES - RODS


## Chemical anchors - Family 521

### *Tool for mixing chemical anchor*



8 mm 8

### *Anchor rod*



188	M8 x 110
1810	M10 x 130
1812	M12 x 160
1816	M16 x 190
1820	M20 x 260

### *Metal mesh sleeve*



11 x 1000	BR. 12	91250
15 x 1000	BR. 16	131685
20 x 1000	BR. 22	182085

# ANCHORS - SLEEVES - RODS

## Chemical anchors - Family 521

### Threaded rod



	ZN	A2
Ø 4 x 1000	164	
Ø 5 x 1000	165	2205
Ø 6 x 1000	166	2206
Ø 8 x 1000	168	2208
Ø 10 x 1000	1610	2210
Ø 12 x 1000	1612	2212
Ø 14 x 1000	1614	2214
Ø 16 x 1000	1616	2216
Ø 18 x 1000	1618	2218
Ø 20 x 1000	1620	2220
Ø 24 x 1000	1624	

### Hose coupling



### Metal tool for extracting waste

Ø 15	521212
Ø 20	521213
Ø 30	521215



CHECK MEASUREMENTS IN RATE

# METAL ANCHORS

## Anchors - Family 520

### *Through bolt anchor*



6 x 45	1645
6 x 60	1655
6 x 80	1680
6 x 100	16100
6 x 140	16140
8 x 75	181575
8 x 90	183090
10 x 70	101577
10 x 90	1090
10 x 120	1050115
10 x 150	102585
12 x 90	121591
12 x 110	1225101
12 x 140	1250131
12 x 160	1270150
16 x 125	1615114
16 x 145	1630130
16 x 170	1660160

### *Through bolt anchor, special for cracks M3 N.G. 2000*



6 x 65	3665
8 x 60	3860
12 x 113	312113

### *Through bolt anchor A2 stainless*



8 x 80	2880
10 x 90	21090
12 x 110	212110
16 x 150	216500

# METAL ANCHORS

## Anchors - Family 522

*Universal anchor with screw  
for light loads*



6 x 45	DRILL 8	6840
6 x 60	DRILL 8	6865
8 x 60	DRILL 10	81048
8 x 80	DRILL 10	81075
8 x 100	DRILL 10	81080
10 x 70	DRILL 12	101268
10 x 100	DRILL 12	101296
12 x 80	DRILL 16	121660
12 x 110	DRILL 16	1216100

*Universal anchor with stud  
for light loads*



6 x 45	DRILL 9	06945
8 x 60	DRILL 11	081160
8 x 80	DRILL 11	081180
10 x 70	DRILL 14	0101470
10 x 100	DRILL 14	01014100

*Stainless steel light loads anchor*



6 x 45	DRILL 8	90645
6 x 60	DRILL 8	90660
8 x 60	DRILL 10	90860
8 x 80	DRILL 10	90880
10 x 70	DRILL 12	91070
12 x 80	DRILL 16	91280
10 x 100	DRILL 12	910100
12 x 110	DRILL 16	912110

# METAL ANCHORS

## Anchors - Family 520

### *Closed ring anchor*



6 x 45	BR. 8	1308
8 x 60	BR. 10	1310
10 x 70	BR. 12	1312
12 x 80	BR. 16	1316

### *Open ring anchor*



6 x 45	BR. 8	1408
8 x 60	BR. 10	1410
10 x 70	BR. 12	1412
12 x 80	BR. 16	1416

CHECK MEASUREMENTS IN RATE

# METAL ANCHORS

## Tamper-proof anchors - Family 524



TORX

6 x 45 BR. 8



TX 40

645

6 x 60 BR. 8



TX 40

660

8 x 60 BR. 10



TX 40

860

8 x 80 BR. 10



TX 40

880

6 x 45 BR. 8



TX 40

0645

6 x 60 BR. 8



TX 40

0660

8 x 60 BR. 10



TX 40

0860

8 x 80 BR. 10



TX 40

0880

CHECK MEASUREMENTS IN RATE

# METAL ANCHORS

## Anchors - Family 520

*Capsule anchor  
without screw*



Ø 6 166  
Ø 8 168

*Capsule anchor  
with screw*



Ø 6 156  
Ø 8 158  
Ø 10 1510

# METAL ANCHORS

## Anchors - Family 522

*Anchor with screw approved for heavy loads*

*Large loads anchor kr*



10 x 85 BR. 15 21510  
12 x 110 BR. 18 412110



8 x 80 BR. 12 41280  
8 x 90 BR. 12 41290  
8 x 120 BR. 12 412120  
10 x 90 BR. 15 41590  
10 x 100 BR. 15 415100  
10 x 130 BR. 15 415130  
12 x 110 BR. 18 418110  
12 x 125 BR. 18 418125  
12 x 150 BR. 18 418150  
12 x 110 BR. 18 418110  
16 x 125 BR. 24 424125  
16 x 140 BR. 24 424140



8 x 90 BR. 12 51290  
8 x 120 BR. 12 512120  
10 x 100 BR. 15 515100  
12 x 125 BR. 18 518125



6 x 110 BR. 12 610110  
8 x 120 BR. 15 612120  
15 x 100 BR. 18 615100

# PLASTERBOARD SUPPLIES

## Family 203

### False ceiling anchor



61170

### Acoustic insulation



SE 43 / 47

0343

# PLASTERBOARD SUPPLIES

## Family 203

### Hanging squares

4 mm



040

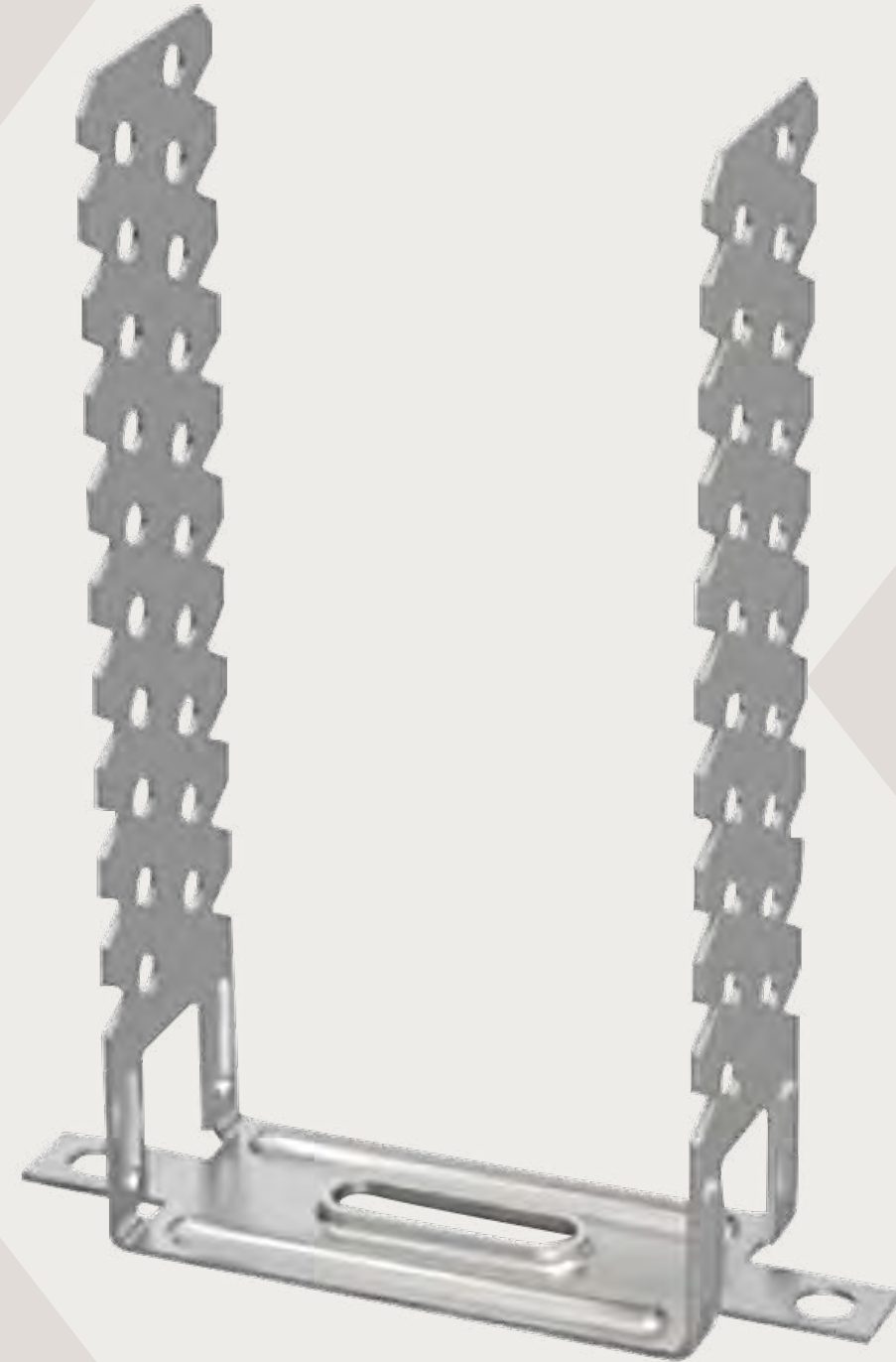
6 mm



060


### TC anchor

47 mm 60047  
60 mm 60060



# TOGGLES - NAILS

## Nails Family 519



## Nails, flat head Family 505



2,25 x 30	22530
2,5 x 30	2530
2,5 x 40	2540
2,5 x 50	2550
3 x 40	340
3 x 50	350
3 x 60	360
3 x 70	370
3,5 x 30	3530
3,5 x 40	3540
3,5 x 50	3550
3,5 x 60	3560
3,5 x 70	3570
3,5 x 80	3580

# TOGGLES - NAILS

## Family 519

### Iron

12 mm



68012

### PNEUTER

16 mm



72816

### Gunpowder cartridge



6.8 Green 681  
6.8 Yellow 682

6.8 Red 683

### PNEUTER gunpowder cartridge



7.2 Grey 721  
7.2 Brown 722

7.2 Yellow 724  
7.2 Red 725

# PLASTERBOARD SUPPLIES

## Screw for plasterboard - Family 203



3,5 x 25



3525

3,5 x 35



3535

3,5 x 45



3545

3,5 x 55



3555

3,9 x 25



3925

3,9 x 35



3935

3,9 x 45



3948

3,9 x 55



3958

4,2 x 70



4270

4,8 x 35



4835

CHECK MEASUREMENTS IN RATE

# FRAME FIXING SCREWS

## Frame fixing screws Family 222



7550



7.5 x 60

7570



7.5 x 70

7590



7.5 x 90

75110



7.5 x 110

75130



7.5 x 130

75150



7.5 x 150

75180



7.5 x 180

CHECK MEASUREMENTS IN RATE

# FRAME FIXING SCREWS

## Plug for frame fixing screws Family 222



White



01



## Frame fixing screws Family 228



4,5 x 25 4825  
 4,5 x 35 4835  
 4,5 x 45 4845  
 4,5 x 55 4855  
 4,5 x 65 4865  
 4,5 x 90 4890  
 4,8 x 65 094865

## Frame fixing screws PVC Family 201



4.8 x 55 4855  
 4.8 x 95 4895

## Plug for frame fixing screws Family 228



Oak




03

White



06

Black




07

CHECK MEASUREMENTS IN RATE

# FRAME FIXING SCREWS

## Extra-long screws for frame fixing Family 227



## Wood screws TORX head Family 229



7 x 145 7145  
7 x 165 7165  
7 x 205 7205  
7 x 285 7285

CHECK MEASUREMENTS IN RATE

# FRAME FIXING SCREWS

## Hexagonal screws direct mounting Family 231



7,5 x 50	<b>7550</b>
7,5 x 60	<b>7560</b>
7,5 x 80	<b>7580</b>
7,5 x 100	<b>75100</b>
7,5 x 120	<b>75120*</b>
10 x 60	<b>1060</b>
10 x 80	<b>1080</b>
10 x 100	<b>10100</b>
10 x 120	<b>10120*</b>
12 x 60	<b>1260*</b>
12 x 80	<b>1280</b>
12 x 100	<b>12100</b>
12 x 120	<b>12120</b>
16 x 120	<b>16120*</b>

\* References similar to photo.

## TORX screws direct mounting Family 232



**TX. 40**

7.5 x 50	<b>7550</b>
7.5 x 60	<b>7560</b>
7.5 x 80	<b>7580</b>
7.5 x 100	<b>75100</b>
7.5 x 120	<b>75120</b>
7.5 x 140	<b>75140</b>

# TAMPER-PROOF SCREWS

## Tamper-proof screws - Family 218



TORX



CHECK MEASUREMENTS IN RATE

# TAMPER-PROOF SCREWS

## Tamper-proof screws - Family 218



TORX



CHECK MEASUREMENTS IN RATE

# ANCHORS - SLEEVES - RODS

## Chemical anchors - Family 521

### *Anchor rod*



<b>188</b>	<b>M8 x 110</b>
<b>1810</b>	<b>M10 x 130</b>
<b>1812</b>	<b>M12 x 160</b>
<b>1816</b>	<b>M16 x 190</b>
<b>1820</b>	<b>M20 x 260</b>

# STAPLES

## Universal staples - Family 055



403



401  
6 x 12



200  
6 x 16



402  
6 x 20



431  
8 x 20



423



428



29



460



450



455



457



459



456



26



27



447



20



21



433



434



435




436

CHECK MEASUREMENTS IN RATE

# STAPLES

## Universal staples - Family 055



CHECK MEASUREMENTS IN RATE

# STAPLES

## Universal staples - Family 055



171



286




238



192



168



22



157



75



37



158



154



161

CHECK MEASUREMENTS IN RATE

# STAPLES

## Universal staples - Family 055



203



330



131



182



45



179



82



105



414



225



408



609



416

CHECK MEASUREMENTS IN RATE

# STAPLES

## Universal staples - Family 055



298



195



204



174



229



243



322



210



288

# STAPLES

## Universal staples - Family 055



381



228



420



392



417



428



412



659




246

# CLAMPS

## Clamps - Family 519


### *Simple metal clamp*



M6

Ø 8	1308
Ø 10	1310
Ø 12	1312
Ø 14	1314
Ø 15	1315
Ø 18	1318
Ø 20	1320
Ø 22	1322
Ø 26	1326
Ø 28	1328
Ø 30	1330
Ø 37	1337
Ø 42	1342
Ø 47	1347
Ø 50	1350
Ø 60	1360


### *Double metal clamp*



M6

Ø 12	121012
Ø 16	121416
Ø 20	121820
Ø 22	120022
Ø 28	120028

### *Insulating clamp*



M6

Ø 12	2012
Ø 15	2015
Ø 18	2018
Ø 28	2028
Ø 35	2035
Ø 42	2042

# CLAMPS

## Clamps - Family 519


### Isophonic clamp



M6

Ø 15	2115
Ø 18	2118
Ø 22	2122
Ø 28	2128
Ø 34	2134
Ø 42	2142
Ø 50	2150


### Reinforced isophonic clamp M8/M10



M8

Ø 18	2218
Ø 22	2222
Ø 28	2228
Ø 35	2235
Ø 42	2242
Ø 48	2248
Ø 54	2254
Ø 60	2260
Ø 75	2275
Ø 90	2290
Ø 110	22110
Ø 125	22125
Ø 140	22140

### Double-threaded clamp screws



6 x 30

01

6 x 40

02

8 x 40

03

# CLAMPS

## Clamps - Family 519

### Plastic clamps

*Grey*




Ø 20 1520  
Ø 32 15032  
Ø 47 1547Z

*Black*



### Beam clamp Family 519



M8  
Ø 9 168  
  
M10  
Ø 11 1610

### Conduit clip with single hole zinc plated Family 519



Ø 6 1406  
Ø 8 1408  
Ø 10 1410  
Ø 12 1412  
Ø 14 1414  
Ø 15 1415  
Ø 16 1416  
Ø 18 1418  
Ø 20 1420  
Ø 22 1422  
Ø 26 1426  
Ø 28 1428  
Ø 30 1430  
Ø 32 1432

### Conduit clip withouth hole zinc plated Family 584



Ø 18 5018  
Ø 20 5020  
Ø 25 5025  
Ø 28 5028  
Ø 32 5032

# CLAMPS


## Radiator supports - Family 504

*Universal radiator double bracket*

01



*Radiator support*



1" 105 mm	01105
1" 75 mm	0175
1 1/4" 75 mm	0275
1 1/4" 95 mm	0295

# TIPS 1/4

## 1/4 Interchangeable tips - Family 017

### Flats 25 mm



FLAT

0,6 x 4,5

0,8 x 5,5

1,2 x 6,5

1,2 x 8

1,6 x 8



90645

901559

901265

90128

90168

### Philips 25 mm



PHILIPS

N° 0

N° 1

N° 2

N° 3



70025

70125

70225

70325

### Philips 25 mm gold series



PHILIPS

N° 3



117

### Philips 25 mm carbide



PHILIPS

N° 3



90325

### Pozidrive 25 mm



POZIDRIVE

N° 0

N° 1

N° 2

N° 3

N° 4



8025

8125

8225

8325

8425

### Pozidrive 25 mm gold series



POZIDRIVE

N° 1

N° 3



106

107

### Pozidrive 25 mm carbide



POZIDRIVE

N° 1



10125

### Allen 25 mm with retainer



ALLEN

3 mm

4 mm

5 mm

6 mm



523

524

525


526

CHECK MEASUREMENTS IN RATE


# TIPS 1/4

## 1/4 Interchangeable tips - Family 017


### Allen 25 mm ALLEN




### Allen 25 mm with drill ALLEN



### Torx 25 mm with drill TORX



### Torx 25 mm crenellated TORX




CHECK MEASUREMENTS IN RATE


# TIPS 1/4

## 1/4 Interchangeable tips - Family 017

**Torx 25 mm**  TORX




**XZN 25 mm**  XZN



## Tri-wing 25 mm

 TRI-WING




## Torq-set 25 mm

 TORQ-SET



## Spanner 25 mm

 SPANNER



CHECK MEASUREMENTS IN RATE

# TIPS 10 MM

## Family 017

### *Torx 10 mm - 30 mm*



TORX

20 mm

25 mm

30 mm

40 mm

45 mm

50 mm

55 mm



6020

6025

6030

6040

6045

6050

6055

### *Torx tamper-proof 10 mm - 30 mm*



TORX

10 mm

15 mm

20 mm

27 mm

30 mm

40 mm

45 mm

50 mm

55 mm

60 mm



80010

80015

80020

80027

80030

80040

80045

80050

80055

80060

# TIPS 10 MM

## Family 017

### *Torx 10 mm - 75 mm*



20 mm 25 mm 30 mm 40 mm 45 mm 50 mm 55 mm



797820 797825 797830 797840 797845 797850 797855

### *Torx tamper-proof 10 mm - 75 mm*



10 mm 20 mm 25 mm 27 mm 30 mm 40 mm 45 mm 50 mm 55 mm 60 mm



80110 80120 80125 80127 80130 80140 80145 80150 80155 80160

CHECK MEASUREMENTS IN RATE

# TIPS 10 MM

## Family 017

### *Xzn 10 mm - 30 mm*



5 mm



450

6 mm



460

8 mm



480

10 mm



410

12 mm



412

### *Allen 10 mm - 30 mm*



4 mm



5104

5 mm



5105

6 mm



5106

7 mm



5107

8 mm



5108

10 mm



51010

12 mm 51012

# TIPS 10 MM

## Family 017

### Xzn 10 mm - 75 mm



XZN

### Allen 10 mm - 75 mm



ALLEN

6 mm



79766

8 mm



79768

10 mm



797610

12 mm



797612

4 mm



79744

5 mm



79745

6 mm



79746

7 mm



79747

8 mm



79748

10 mm



797410

# LONG TIPS

## 1/4 tips double use Family 017

### 60 mm long

PI 4,5 / Ph 1



451

PI 5,5 / Ph 2



552

PI 7,0 / Ph 3



703

PI 4,5 / Pz 1



4510

### 75 mm long

Ph 2 / Ph 2



2020

Ph 3 / Ph 3



3030

# LONG TIPS

## Torx 1/4 - 60 mm long Family 017



TORX

Tx 6 / Tx 6



5060

Tx 7 / Tx 7



5070

Tx 10 / Tx 10



50100

# LONG TIPS

## Family 017 Screwdriver tips - Hammer 5/16

45 mm long



PHILIPS



POZIDRIVE



Ph 2 / Ph 2

4522

Flat 30 mm



FLAT

0,8 x 5,5



90854

1,2 x 6



91264

1,6 x 8



91608

1,6 x 10



91610

2 x 12



9212

Philips 30 mm



PHILIPS

Ph 1



92121

Ph 2



92122

Ph 3



92123

Ph 4




92124


# LONG TIPS

## Family 017 Screwdriver tips - Hammer 5/16


### Pozidrive 30 mm



### Torx 30 mm



### Allen 30 mm



# TIPS - TIP HOLDERS - ADAPTERS

## Tip adapters Family 017

1/4 x 1/4  
25 mm



01

3/8 x 1/4  
30 mm



02

1/4 x 1/4  
50 mm



04

1/4 x 1/4  
100 mm



03

3/8 x 1/4  
100 mm



05

3/8 x 1/4  
50 mm



06

CHECK MEASUREMENTS IN RATE

# TIPS - TIP HOLDERS - ADAPTERS

## Family 017

### Flat 50 mm



FLAT

0,6 x 3,5   0,8 x 5,5   1,2 x 6,5   1,6 x 8




90635   90855   91265   9168

### Philips 50 mm



PHILIPS

N° 1   N° 2   N° 3



70150   70250   70350

### Pozidrive 50 mm



POZIDRIVE

N° 1   N° 2   N° 3



8150   8250   8350

### Allen 50 mm with retainer



ALLEN

3 mm   4 mm   5 mm   6 mm



5003   5004   5005   5006

### Tips with thread 50 mm



POZIDRIVE

Pz2  
M - 5



8245

# TIPS - TIP HOLDERS - ADAPTERS

## Family 017

**Tip holder 1/4  
magnetic**



**101**

# METAL FITTINGS

## Metal fittings - Family 016

### Straight join



Ø 6	1080
Ø 8	1081
Ø 9	109
Ø 10	1090
Ø 11	111
Ø 12	1110
Ø 14	1111
Ø 15	1112
Ø 16	1113
Ø 1/4	107
Ø 3/8	108
Ø 1/2	110
Ø 5/8	1101

### Reinforced metal elbow join



Ø 6	1200
Ø 8	1210
Ø 10	1220
Ø 12	1221

### Reinforced metal T join



Ø 6	1140
Ø 8	1150
Ø 10	1170
Ø 12	1171

### Threaded connector



Ø 6	364
Ø 10	366
Ø 3/8	351

### Mixed elbow join



M12 x 1.5	6 mm	353
M12 x 1.5	8 mm	354
M16 x 1.5	8 mm	355
M22 x 1.5	8 mm	356
M12 x 1.5	10 mm	357
M16 x 1.5	10 mm	358
M22 x 1.5	10 mm	359
M16 x 1.5	12 mm	360
M22 x 1.5	12 mm	361
M16 x 1.5	16 mm	362
M22 x 1.5	16 mm	363

### Threaded pipe fitting



M10 x 1	6 mm	369
M12 x 1.5	6 mm	370
M14 x 1.5	6 mm	371
M16 x 1.5	6 mm	372
M22 x 1.5	6 mm	373
M10 x 1	8 mm	374
M12 x 1.5	8 mm	375
M14 x 1.5	8 mm	376
M16 x 1.5	8 mm	377
M22 x 1.5	8 mm	378
M10 x 1	10 mm	379
M12 x 1.5	10 mm	380
M14 x 1.5	10 mm	381
M16 x 1.5	10 mm	382
M22 x 1.5	10 mm	383
M12 x 1.5	12 mm	384
M14 x 1.5	12 mm	385
M16 x 1.5	12 mm	386
M22 x 1.5	12 mm	387
M16 x 1.5	16 mm	388
M22 x 1.5	16 mm	389

### Pipe fitting



M12 x 1,5	6 x 1	315
M14 x 1,5	6 x 1	316
M16 x 1,5	6 x 1	317
M10 x 1	8 x 1	318
M12 x 1,5	8 x 1	320
M14 x 1,5	8 x 1	321
M16 x 1,5	8 x 1	322
M22 x 1,5	8 x 1	323
M12 x 1,5	10 x 1	325
M14 x 1,5	10 x 1	326
M16 x 1,5	10 x 1	327
M22 x 1,5	10 x 1	328
M12 x 1,5	12 x 1,5	339
M16 x 1,5	12 x 1,5	341
M22 x 1,5	12 x 1,5	342
M16 x 1,5	15 x 1,5	344
M16 x 1,5	16 x 2	348
M22 x 1,5	16 x 2	349
M22 x 1,5	18 x 2	3491
M22 x 1,5	15 x 1,5	3492

CHECK MEASUREMENTS IN RATE

# METAL FITTINGS

## Metal fittings - Family 016

*Double join fitting*



Ø 6 x 1	302
Ø 8 x 1	303
Ø 10 x 1	304
Ø 10 x 1,25	305
Ø 10 x 1,50	306
Ø 12 x 1,50	307

*Air spiral connector*



M16 x 1,5 / M18 x 1,5	556
M22 x 1,5 / M18 x 1,5	557
M1/4 x 1,5 / M18 x 1,5	560
M3/8 x 1,5 / M18 x 1,5	559
M1/2 x 1,5 / M18 x 1,5	558

*Female T fitting*



M12 x 1.5	299
M16 x 1.5	300
M22 x 1.5	301

*Female threaded elbow fitting*



M12 x 1.5	309
M16 x 1.5	310
M22 x 1.5	311

*Test adapter*



M16 x 1,5	5	291
M16 x 1,5	6	292
M16 x 1,5	8	293

CHECK MEASUREMENTS IN RATE

# METAL FITTINGS

## Metal fittings - Family 016

### Male test fitting tip



M12 x 1.5	282
M16 x 1.5	283
M22 x 1.5	284
M1/4 NPT	278

### Female test fitting tip



M12 x 1.5	273
M14 x 1.5	274
M16 x 1.5	275
M18 x 1.5	276
M22 x 1.5	277

### Purge valve

M22 x 1.5



271

### Metal cap

M10 x 1



390

### Cap with gasket



M10 x 1	285
M12 x 1.5	286
M14 x 1.5	287
M16 x 1.5	288
M18 x 1.5	289
M22 x 1.5	290

# PLASTIC FITTINGS

## PBT joints - Family 016

### Straight joint



Ø 4	101
Ø 5	1010
Ø 6	102
Ø 8	1011
Ø 10	1012
Ø 11	1018
Ø 12	1013
Ø 14	1019
Ø 15	1020
Ø 16	1014
1/4	1015
3/8	1016
1/2	1017

### Reduction straight joint




Ø 6 - 4	412
Ø 8 - 4	1021
Ø 8 - 6	413
Ø 10 - 6	414
Ø 10 - 8	415
Ø 12 - 8	1022
Ø 12 - 10	416
Ø 14 - 12	1023
Ø 16 - 12	4161

### Elbow joint



Ø 4	105
Ø 5	1057
Ø 6	106
Ø 8	1051
Ø 10	1052
Ø 11	1058
Ø 12	1053
Ø 14	1059
Ø 15	1060
Ø 16	10600
1/4	1054
3/8	1055
1/2	1056

### Elbow adapter



Ø 4	4304
Ø 6	4306
Ø 8	4308
Ø 10	4310
Ø 12	4312

### Reduction elbow adapter



Ø 6-4	4364
Ø 8-6	4386
Ø 10-8	431008
Ø 12-10	431210

### Y joint




Ø 4	151
Ø 6	152
Ø 8	153
Ø 10	154
Ø 12	155
Ø 16	156

### Reduction Y joint



Ø 6 - 4	417
Ø 8 - 6	418
Ø 10 - 8	420
Ø 12 - 10	421
Ø 12 - 3/8	422
A	B

### Reduction T joint



Ø 6 - 4	601
Ø 8 - 6	602
Ø 10 - 6	606
Ø 10 - 8	603
Ø 12 - 10	604
Ø 16 - 12	605
A	B

CHECK MEASUREMENTS IN RATE

# PLASTIC FITTINGS

## PBT joints - Family 016

*T joint*




Ø 4	103
Ø 6	104
Ø 8	1031
Ø 10	1032
Ø 11	1038
Ø 12	1033
Ø 14	1039
Ø 15	1030
1/4	1035
3/8	1036
1/2	1037

*Elbow fitting - turn 365°*



Ø 4 -1/8"	10601
Ø 4 -1/4"	10602
Ø 6 -1/8"	10603
Ø 6 -1/4"	10604
Ø 6 -3/8"	10605
Ø 6 -1/2"	106051
Ø 8 -1/8"	10606
Ø 8 -1/4"	10607


*T fitting - turn 365°*



Ø 8 -3/8"	10608
Ø 8 -1/2"	106081
Ø 10 -1/8"	106101
Ø 10 -1/4"	10609
Ø 10 -3/8"	10610
Ø 10 -1/2"	106102
Ø 12 -1/4"	10611
Ø 12 -3/8"	10612
Ø 12 -1/2"	10613
Ø 16 -3/8"	10614
Ø 16 -1/2"	10615

Ø 4 -1/8"	10401	Ø 8 -3/8"	10408
Ø 4 -1/4"	10402	Ø 8 -1/2"	104081
Ø 6 -1/8"	10403	Ø 10 -1/8"	104101
Ø 6 -1/4"	10404	Ø 10 -1/4"	10409
Ø 6 -3/8"	10405	Ø 10 -3/8"	10410
Ø 6 -1/2"	104021	Ø 10 -1/2"	104102
Ø 8 -1/8"	10406	Ø 12 -1/4"	10411
Ø 8 -1/4"	10407	Ø 12 -3/8"	10412
		Ø 12 -1/2"	10413
		Ø 16 -3/8"	10414
		Ø 16 -1/2"	10415

*Straight regulator*



Ø 4	4230
Ø 6	423
Ø 8	424
Ø 10	425

*Plastic cap*



4 mm	04
6 mm	06
8 mm	08
10 mm	010
12 mm	012
16 mm	016

*Reducing adapter*



Ø 6 - 4 mm	901
Ø 8 - 4 mm	9031
Ø 8 - 6 mm	9032
Ø 10 - 6 mm	9033
Ø 10 - 8 mm	9034
Ø 12 - 6 mm	902
Ø 12 - 8 mm	9035
Ø 12 - 10 mm	903

*Plastic cross joint*



Ø 4 mm	701
Ø 6 mm	702
Ø 8 mm	703
Ø 10 mm	704
Ø 12 mm	705

CHECK MEASUREMENTS IN RATE

# METAL-PLASTIC FITTINGS

## Family 016

### Bushing joins



Ø 4	140
Ø 6	141
Ø 8	142
Ø 10	143
Ø 12	144
Ø 14	145

### Reduction straight joint



Ø 6 - 4	112
Ø 8 - 6	113
Ø 10 - 8	1121
Ø 12 - 10	1122

### Reducing joint



Ø 6 - 4	180
Ø 8 - 6	181
Ø 10 - 6	182
Ø 10 - 8	183
Ø 12 - 8	184

### Threaded straight joint



Ø 4	130
Ø 5	131
Ø 6	132
Ø 8	133
Ø 10	134
Ø 12	135
Ø 14	136

### Fitting disassembly spanner



### Straight male threaded joint



Ø 4 - 1/8	4011
Ø 4 - 1/4	4012
Ø 5 - 1/8	411
Ø 5 - 1/4	401
Ø 6 - 1/8	402
Ø 6 - 1/4	403
Ø 8 - 1/8	404
Ø 8 - 1/4	405
Ø 8 - 3/8	406
Ø 10 - 1/4	407
Ø 10 - 3/8	408
Ø 12 - 3/8	409
Ø 12 - 1/2	410

### Male adapter



Ø 4 - 1/4	161
Ø 6 - 1/8	162
Ø 6 - 1/4	163
Ø 10 - 1/4	167
Ø 10 - 3/8	168
Ø 12 - 3/8	169

### Female adapter



Ø 4 - 1/8	171
Ø 4 - 1/4	172
Ø 6 - 1/8	173
Ø 8 - 1/8	175
Ø 8 - 1/4	176

### Enlarging joint

Ø 4-6



185

01

# METAL-PLASTIC FITTINGS

## Family 016

*Elbow joint*



Ø 4	1201
Ø 5	1202
Ø 6	120
Ø 8	121
Ø 10	122
Ø 12	123
Ø 14	124

*Metal T joint*



Ø 4	1144
Ø 5	116
Ø 6	114
Ø 8	115
Ø 10	117
Ø 12	118
Ø 14	119

*Plastic cap*



Ø 4	190
Ø 6	191
Ø 8	192
Ø 10	193
Ø 14	195 METALLIC

# METAL FITTINGS

## Metal fittings - Family 016

### Complete straight fitting



Ø 4	229
Ø 6	231
Ø 8	232
Ø 9	233
Ø 10	234
Ø 12	236
Ø 13	237
Ø 14	238

### Complete reduction straight fitting




Ø 6 - Ø 8	226
Ø 10 - Ø 12	228

### Metal sleeve



Ø 4	213	Ø 8	218
Ø 6	214	Ø 9	221
Ø 7	216	Ø 10	222
Ø 7,5	217	Ø 12	224

### Complete T fitting



Ø 4	241
Ø 6	243
Ø 9	245
Ø 10	246
Ø 11	247
Ø 12	248
Ø 13	249
Ø 14	250

### Metal bicone



Ø 4	200	Ø 11	207
Ø 6	203	Ø 12	208
Ø 8	204	Ø 13	209
Ø 9	205	Ø 14	210
Ø 10	206		

### Complete elbow fitting



Ø 4	253
Ø 8	256
Ø 9	257
Ø 11	259
Ø 12	260

### Left threaded ball joint



5 mm	567
6 mm	568
8 mm	569
10 mm	570
12 mm	571

### Right threaded ball joint



5 mm	561
6 mm	562
8 mm	563
10 mm	564
12 mm	565
14 mm	566

### Right threaded long ball joint



6 mm	573
8 mm	574

CHECK MEASUREMENTS IN RATE

# METAL FITTINGS

## Hollow rivet - Family 016

Copper  
8 x 15



576

Copper  
8 x 20



578

Copper  
10 x 18



579

Copper  
10 x 20



580

Steel  
8 x 20



583

## Brake lining rivet

Copper  
8 x 15



585

Copper  
8 x 20



588

Copper  
6.4 x 19



589

Steel  
8 x 18




586

# METAL FITTINGS

## Fittings for centralised lubrications systems in high pressure piping - Family 016

Cuff fastening for pin joints




9209

Straight pin joint




9201-02

45° elbow pin joint



9203-04

90° elbow pin joint



9205-06-07-08

## Repair kit for cabin flexible hoses - Family 016

Female fittin  
M12 x 1.5



9210

Male fittin  
M12 x 1.5  
cone 24°




Fastening sleeves for pipe joints



# ABC SYSTEM LINE COUPLINGS


## Family 016

### Adapters male



M10x1	6x1	<b>85116</b>	M14x1,5	10x1	<b>85119</b>
M12x1,5	6x1	<b>85101</b>	M16x1,5	10x1	<b>85108</b>
M16x1,5	6x1	<b>85102</b>	M22x1,5	10x1	<b>85109</b>
M10x1	8x1	<b>85118</b>	M12x1,5	12x1,5	<b>85110</b>
M12x1,5	8x1	<b>85103</b>	M16x1,5	12x1,5	<b>85111</b>
M14x1,5	8x1	<b>85104</b>	M22x1,5	12x1,5	<b>85112</b>
M16x1,5	8x1	<b>85105</b>	M16x1,5	15x1,5	<b>85120</b>
M22x1,5	8x1	<b>85106</b>	M22x1,5	15x1,5	<b>85113</b>
M12x1,5	10x1	<b>85107</b>	M16x1,5	16x2	<b>85114</b>
			M22x1,5	16x2	<b>85115</b>

### Swivel couplings



M10x1	Regular	<b>85201</b>
M12x1,5	Regular	<b>85202</b>
M14x1,5	Regular	<b>85203</b>
M16x1,5	Regular	<b>85204</b>
M22x1,5	Regular	<b>85205</b>
M16x1,5	HD	<b>85206</b>
M22x1,5	HD	<b>85207</b>

### Swivel with internal thread



M10x1	Regular	<b>852101</b>
M12x1,5	Regular	<b>852102</b>
M14x1,5	Regular	<b>852103</b>
M16x1,5	Regular	<b>852104</b>
M22x1,5	Regular	<b>852105</b>



Small	<b>858101</b>
Regular	<b>858102</b>
HD	<b>858103</b>

### Male reducer to female



M22x1,5 / M16x1,5	<b>85117</b>
-------------------	--------------

# ABC SYSTEM LINE COUPLINGS

## Family 016

### *T-Joint*



Regular **851201**

### *Y-Joint*



Small **157**  
Regular **158**

### *Cross joint*



Regular **851301**

### *Double female union*



Regular **851102**

### *F - Elbow*



Regular **851001**

### *Double joint*



Small / Small **85501**  
Regular / Heavy duty **85502**  
Heavy duty / Heavy duty **85503**

### *Pneumatic system reducer*



Heavy duty / Regular **85601**

### *Test fitting*



Regular **85701**

CHECK MEASUREMENTS IN RATE

# ABC SYSTEM LINE COUPLINGS

## Family 016

**Straight-through quick connect coupling**



6x1	Regular	<b>85301</b>
8x1	Regular	<b>85302</b>
10x1	Regular	<b>85303</b>
12x1,5	Regular	<b>85304</b>
12x1,5	HD	<b>85305</b>
16x2	HD	<b>85306</b>

**90° Elbow**



Regular **851101**

**90° Quick connect elbow**



6x1	Regular	<b>85401</b>
8x1	Regular	<b>85402</b>
10x1	Regular	<b>85403</b>
10x1,25	Regular	<b>85406</b>
10x1,5	Regular	<b>85407</b>
12x1,5	Regular	<b>85404</b>
15x1,5	HD	<b>85405</b>

**Plug**



8x1	<b>85801</b>
12x1,5	<b>85802</b>
16x2	<b>85803</b>

**Double Joint**



6x1	<b>851400</b>
8x1	<b>851401</b>
10x1	<b>851402</b>
10x1,25	<b>851403</b>
10x1,5	<b>851404</b>
12x1,5	<b>851405</b>
15x1,5	<b>851406</b>
16x2	<b>851407</b>

**Pipe disconnection tool**



6x 1	1/4"	<b>85901</b>
8x 1		<b>85902</b>
10x1	3/8"	<b>85903</b>
12x1,5	1/2"	<b>85904</b>
15x1,5		<b>85906</b>
16x2	5/8"	<b>85905</b>

# PNEUMATIC BRAKE FITTINGS

## Family 016

### *P5 Threaded adapters*



M10x1	<b>2911</b>
M12x1,5	<b>2912</b>
M14x1,5	<b>2913</b>
M16x1,5	<b>2914</b>
M22x1,5	<b>2915</b>

### *P5 Swivel elbow fittings*



6x1	<b>2904</b>
8x1	<b>2905</b>
10x1	<b>2906</b>
12x1,5	<b>2907</b>
15x1,5	<b>2908</b>

M16x1,5	<b>2921</b>
---------	-------------

### *Swivel T-adapters*



M16x1,5	<b>7118</b>
---------	-------------

### *Tube release key*



6	<b>29306</b>
8	<b>29308</b>
10	<b>29310</b>
12	<b>29312</b>
15	<b>29315</b>

# UNIVERSAL STAPLES

## TAPPING SCREWS

### PHILLIPS WIDE FLANGE



PHILIPS

26603519	3,5 x 19 mm
26603995	3,9 x 9,5 mm
26603913	3,9 x 13 mm
26603916	3,9 x 16 mm
26604213	4,2 x 13 mm
26604216	4,2 x 16 mm
26604219	4,2 x 19 mm
26604222	4,2 x 22 mm
26604225	4,2 x 25 mm
26604232	4,2 x 32 mm
26604813	4,8 x 13 mm
26604816	4,8 x 16 mm
26604819	4,8 x 19 mm
26604822	4,8 x 22 mm
26604825	4,8 x 25 mm
26604832	4,8 x 32 mm

### TORX WIDE FLANGE



TORX

3663513	3.5 x 13 mm
3663516	3.5 x 16 mm
3663519	3.5 x 19 mm
3663916	3.9 x 16 mm
3663919	3.9 x 19 mm
3664213	4.2 x 13 mm
3664216	4.2 x 16 mm
3664219	4.2 x 19 mm
3664225	4.2 x 25 mm
3664816	4.8 x 16 mm
3664819	4.8 x 19 mm
3664822	4.8 x 22 mm
3664825	4.8 x 25 mm

### TORX OVAL HEAD DIN 7983



TORX

4663516	3.5 x 16 mm
---------	-------------

# UNIVERSAL STAPLES

## TAPPING SCREWS

### TORX PAN HEAD DIN 7981



TORX

5663916 3,9 x 16 mm  
5665550 5,5 x 50 mm


### PHILLIPS PAN HEAD DIN 7981



PHILIPS

0662916	2,9 x 16 mm	0664222	4,2 x 22 mm
0662919	2,9 x 19 mm	0664225	4,2 x 25 mm
0662922	2,9 x 22 mm	0664232	4,2 x 32 mm
0662995	2,9 x 9,5 mm	0664238	4,2 x 38 mm
0663513	3,5 x 13 mm	0664295	4,2 x 9,5 mm
0663516	3,5 x 16 mm	0664813	4,8 x 13 mm
0663519	3,5 x 19 mm	0664816	4,8 x 16 mm
0663525	3,5 x 25 mm	0664819	4,8 x 19 mm
0663538	3,5 x 38 mm	0664822	4,8 x 22 mm
0663595	3,5 x 9,5 mm	0664825	4,8 x 25 mm
0663913	3,9 x 13 mm	0664832	4,8 x 32 mm
0663916	3,9 x 16 mm	0664838	4,8 x 38 mm
0663919	3,9 x 19 mm	0664850	4,8 x 50 mm
0663925	3,9 x 25 mm	0665516	5,5 x 16 mm
0663995	3,9 x 9,5 mm	0665519	5,5 x 19 mm
0664213	4,2 x 13 mm	0665522	5,5 x 22 mm
0664216	4,2 x 16 mm	0665525	5,5 x 25 mm
0664219	4,2 x 19 mm		

### PAN HEAD - DRILL TIP DIN7 504-N



PHILIPS

2053595	3.5 x 9.5 mm	2054822	4.8 x 22 mm
2053513	3.5 x 13 mm	2054825	4.8 x 25 mm
2053516	3.5 x 16 mm	2054832	4.8 x 32 mm
2053519	3.5 x 19 mm	2054838	4.8 x 38 mm
2053522	3.5 x 22 mm	2054845	4.8 x 45 mm
2053525	3.5 x 25 mm	2054850	4.8 x 50 mm
2053532	3.5 x 32 mm	2054863	4.8 x 63 mm
2054213	4.2 x 13 mm	2054875	4.8 x 75 mm
2054216	4.2 x 16 mm	2054890	4.8 x 90 mm
2054219	4.2 x 19 mm	20548100	4.8 x 100 mm
2054222	4.2 x 22 mm	2055519	5.5 x 19 mm
2054225	4.2 x 25 mm	2055525	5.5 x 25 mm
2054232	4.2 x 32 mm	2055532	5.5 x 32 mm
2054238	4.2 x 38 mm	2055538	5.5 x 38 mm
2054813	4.8 x 13 mm	2055545	5.5 x 45 mm
2054816	4.8 x 16 mm	2055560	5.5 x 60 mm
2054819	4.8 x 19 mm	2055573	5.5 x 73 mm

# UNIVERSAL STAPLES

## TAPPING SCREWS


### PAN HEAD DIN 7981



PHILIPS

0672995	2.9 x 9.5 mm	0674295	4.2 x 9.5 mm	06748100	4.8 x 100 mm
0672913	2.9 x 13 mm	0674213	4.2 x 13 mm	0675513	5.5 x 13 mm
0672916	2.9 x 16 mm	0674216	4.2 x 16 mm	0675516	5.5 x 16 mm
0672919	2.9 x 19 mm	0674219	4.2 x 19 mm	0675519	5.5 x 19 mm
0672922	2.9 x 22 mm	0674222	4.2 x 22 mm	0675522	5.5 x 22 mm
0672925	2.9 x 25 mm	0674225	4.2 x 25 mm	0675525	5.5 x 25 mm
0673595	3.5 x 9.5 mm	0674232	4.2 x 32 mm	0675532	5.5 x 32 mm
0673513	3.5 x 13 mm	0674238	4.2 x 38 mm	0675538	5.5 x 38 mm
0673516	3.5 x 16 mm	0674250	4.2 x 50 mm	0675545	5.5 x 45 mm
0673519	3.5 x 19 mm	0674895	4.8 x 9.5 mm	0675550	5.5 x 50 mm
0673522	3.5 x 22 mm	0674813	4.8 x 13 mm	0675560	5.5 x 60 mm
0673525	3.5 x 25 mm	0674816	4.8 x 16 mm	0675570	5.5 x 70 mm
0673532	3.5 x 32 mm	0674819	4.8 x 19 mm	0675580	5.5 x 80 mm
0673538	3.5 x 38 mm	0674822	4.8 x 22 mm	0675590	5.5 x 90 mm
0673995	3.9 x 9.5 mm	0674825	4.8 x 25 mm	0676316	6.3 x 16 mm
0673913	3.9 x 13 mm	0674832	4.8 x 32 mm	0676319	6.3 x 19 mm
0673916	3.9 x 16 mm	0674838	4.8 x 38 mm	0676322	6.3 x 22 mm
0673919	3.9 x 19 mm	0674845	4.8 x 45 mm	0676325	6.3 x 25 mm
0673922	3.9 x 22 mm	0674850	4.8 x 50 mm	0676332	6.3 x 32 mm
0673925	3.9 x 25 mm	0674860	4.8 x 60 mm	0676338	6.3 x 38 mm
0673932	3.9 x 32 mm	0674870	4.8 x 70 mm	0676345	6.3 x 45 mm
0673938	3.9 x 38 mm	0674880	4.8 x 80 mm	0676350	6.3 x 50 mm
0673945	3.9 x 45 mm	0674890	4.8 x 90 mm		

### UMBRELLA HEAD SCREW



PHILIPS

2024225	4.2 x 25 mm
2024816	4.8 x 16 mm
2024819	4.8 x 19 mm
2024825	4.8 x 25 mm
2024832	4.8 x 32 mm
2024838	4.8 x 38 mm
2024850	4.8 x 50 mm
2024860	4.8 x 60 mm
2025519	5.5 x 19 mm
2025525	5.5 x 25 mm
2025532	5.5 x 32 mm
2025538	5.5 x 38 mm
2025550	5.5 x 50 mm
2025560	5.5 x 60 mm
2025570	5.5 x 70 mm

### UMBRELLA HEAD SCREW DRILL TIP



PHILIPS

20204825	4.8 x 25 mm
20204832	4.8 x 32 mm
20204838	4.8 x 38 mm
20204845	4.8 x 45 mm
20204850	4.8 x 50 mm
20204860	4.8 x 60 mm

### UMBRELLA HEAD SCREW SPECIAL THREAD



PHILIPS

20215119	5.1 x 19 mm
----------	-------------

# UNIVERSAL STAPLES

## METRIC THREADED SCREWS



FLAT


<b>06438</b>	3 x 8 mm	<b>064440</b>	4 x 40 mm
<b>064310</b>	3 x 10 mm	<b>06458</b>	5 x 8 mm
<b>064316</b>	3 x 16 mm	<b>064510</b>	5 x 10 mm
<b>064320</b>	3 x 20 mm	<b>064516</b>	5 x 16 mm
<b>064330</b>	3 x 30 mm	<b>064520</b>	5 x 20 mm
<b>06448</b>	4 x 8 mm	<b>064530</b>	5 x 30 mm
<b>064410</b>	4 x 10 mm	<b>064540</b>	5 x 40 mm
<b>064416</b>	4 x 16 mm	<b>064616</b>	6 x 16 mm
<b>064420</b>	4 x 20 mm	<b>064620</b>	6 x 20 mm
<b>064430</b>	4 x 30 mm	<b>064630</b>	6 x 30 mm



PHILIPS

<b>063410</b>	4 x 10 mm	<b>063525</b>	5 x 25 mm
<b>063415</b>	4 x 15 mm	<b>063530</b>	5 x 30 mm
<b>063420</b>	4 x 20 mm	<b>063610</b>	6 x 10 mm
<b>063425</b>	4 x 25 mm	<b>063615</b>	6 x 15 mm
<b>063430</b>	4 x 30 mm	<b>063620</b>	6 x 20 mm
<b>063510</b>	5 x 10 mm	<b>063625</b>	6 x 25 mm
<b>063515</b>	5 x 15 mm	<b>063630</b>	6 x 30 mm
<b>063520</b>	5 x 20 mm		


## HEXAGONAL KNURLED SCREWS



**055401**  
6 x 12



**055200**  
6 x 16



**055402**  
6 x 20



**055431**  
8 x 20

## NUMBER PLATE



FLAT



**0551054**  
6 x 20 mm



**0551055**  
6 x 20 mm



**0551056**  
6 x 20 mm

# UNIVERSAL STAPLES

## CAPS FOR SCREWS

**CAPS FOR NUMBER PLATES**  
FOR SCREWS, TAPPING, PAN HEAD  
FAMILY 066, 067, 205, 566...




Ø SCREW			
4,2	20504	20503	-
4,8	05520	05521	0552101
5,5	20506	20505	-

**UMBRELLA HEAD CAPS**  
FOR UMBRELLA HEAD SCREWS FAMILY 202



Ø SCREW			
4.2 - 4.8	05526	05527	055447
5.1 - 5.5			

**CAPS FOR NUMBER PLATES**  
FOR NUMBER PLATE SCREWS AND SCREWS OF  
FAMILY 063 ONLY DIAMETER 5.



Ø SCREW				
M5	0551122	0551123	0551124	0551125

## RIVET CAPS



055433

055434

055435

055436

# UNIVERSAL STAPLES

## "H" STAPLES FOR SEATS



055105

## CAPTIVE NUTS C-4800



055108  
M6

## CAPTIVE NUTS



055103  
M6

## METAL RIVET-STAPLES



0551066  
Ø 4,6 mm



055327  
Ø 4,8 mm



055676  
Ø 14 mm



0551180  
Ø 5,5 mm



055693  
Ø 4,8 mm



116245  
Ø 2,4 mm



0551358  
Ø 5 mm



0551367  
Ø 3,8 mm




0551381  
Ø 6,4 mm


## CAPTIVE NUTS C-4830



055400  
M6



055419  
M6



055414  
M6



055111  
M5

# UNIVERSAL STAPLES

## CLIPS AND FAST NUTS



0551371 Ø 4,8 mm



0551297 Ø 4 mm



0551311 Ø 5 mm



05562 Ø 6,3 mm



0551171 Ø 3,9 mm



05563 Ø 6,3 mm



055549 Ø 6,3 mm




055726 Ø 6,5 mm




055415 Ø 6,3 mm



055758 Ø 2,9 mm



055222 Ø 6,3 mm



055728 Ø 4,8 mm



055754 Ø 4,8 mm



055755 Ø 4,2 mm



0556201 Ø 4,8 mm



055729 Ø 5,5 mm




055757 Ø 4,8 mm




055181 Ø 4,2 mm



055224 Ø 6,3 mm




05564 Ø 4,2 mm




055137 M6



055243 M5



0555508 M8



055550 M6




0551215 M5




055901 M5



055902 M4



055405 M6




055225 M6

# UNIVERSAL STAPLES

## CLIPS AND FAST NUTS



**05580**  
Ø 6,3 mm



**055424**  
Ø 4,2 mm



**05582**  
Ø 3,5 mm



**05584**  
Ø 4,2 mm



**05586**  
Ø 3 mm

## NUT WITH WASHER



**055177**  
M8



**055905**  
M6

## DICHROMATE DISH WASHERS



**05550**  
4 x 10 mm



**05551**  
5 x 16 mm


## FAST STAPLE WITH STRAP



**05594**  
Ø 3 mm



**05595**  
Ø 3,5 mm



**05598**  
Ø 4 mm

# UNIVERSAL STAPLES

## PLASTIC PLUGS



055381  
3,9 mm

055125  
5,5 mm

## UNIVERSAL PLUGS FOR UPHOLSTERY



055747



055347



055907



0551084

## OMEGA CLAMPS



055171  
Ø máx 8 mm



055286  
Ø máx 11 mm



055965  
Ø máx 13 mm



055238  
Ø máx 14 mm



055192  
Ø máx 17 mm



055168  
Ø máx 24 mm

## PVC PLUGS



055273



0551169



0551170



055316



0551030  
8 mm




055245



055366

# UNIVERSAL STAPLES

## PVC PLUGS



**055919**  
Ø 3,5 mm



**055164**  
Ø 4,2 mm



**055389**  
Ø 4,2 mm



**055390**  
Ø 4,2 mm



**0551034**



**0551243**



**0551039**



**055922**  
Ø 3,5 mm



**055659**  
Ø 5,5 mm



**0551086**



**0551076**



**055921**



**055999**



**0551005**



**055918**  
Ø 4,2 mm



**055135**  
Ø 4,8 mm



**055920**  
Ø 5,5 mm



**0551033**



**0551037**  
Ø 5,5 mm



**055663**  
Ø 4,2 mm



**055533**  
Ø 4,8 mm



**055386**  
Ø 4,2 mm



**0551184**



**055528**  
Ø 4,2 mm



**0557**



**055384**  
Ø 6,3 mm



**055526**  
Ø 4,2 mm



**055527**  
Ø 4,8 mm



**055529**  
Ø 4,8 mm



**055530**  
Ø 5,5 mm



**055680**  
Ø 4,2 mm



**055654**  
Ø 4,2 mm



**0551053**  
Ø 6,3 mm



**055197**



**055292**  
Ø 4,8 mm



**055295**  
Ø 4,8 mm



**055640**  
Ø 4,8 mm



**0551245**



**055349**



**0551361**

# UNIVERSAL STAPLES

## PVC PLUGS



**055796**  
Ø 5,5 mm



**055351**  
Ø 4,8 mm



**0551035**  
Ø 4,8 mm



**055717**  
Ø 4,8 mm



**055695**  
Ø 4,8 mm

## PVC NUTS



**055611**  
Ø 6 mm



**0551105**  
Ø 5,3 mm



**055634**  
Ø 3,9 mm



**055733**  
Ø 5 mm



**055725**  
Ø 5 mm



**055734**  
Ø 5 mm

## FIXING BUTTONS



**055195**  
Ø 7,5 mm



**055365**  
Ø 9,3 mm



**055158**  
Ø 8 mm



**055174**  
Ø 8 mm



**055335**  
Ø 9,5 mm



**055154**  
Ø 8 mm



**055169**  
Ø 8 mm



**055281**  
Ø 8 mm



**055214**  
Ø 9,5 mm



**055201**  
Ø 8 mm



**055280**  
Ø 8 mm



**055161**  
Ø 8 mm



**0551075**  
Ø 9,6 mm




**055213**  
Ø 8 mm



**055924**  
Ø 8 mm



**055925**  
Ø 8 mm



**0551102**  
Ø 8 mm



**055926**  
Ø 9,5 mm



**055927**  
Ø 9,5 mm



**0551352**  
Ø 9,5 mm

# FIXING BUTTONS

# UNIVERSAL STAPLES



055203 Ø 11,2 mm



055202 Ø 11,2 mm



055170 Ø 8 mm



055216 Ø 8 mm



055337 Ø 8 mm



055464 Ø 9,5 mm



055287 Ø 7,5 mm



055175 Ø 9,5 mm



055330 Ø 11 mm



0551272 Ø 8 mm



055976



0551216



055787



055232 Ø 7,5 mm



055619 Ø 5 mm



055204 Ø 6 mm



055917



055989



055990



055998



0551110



055997



0551003



055964



0551281



0551283



055988



055254  
Ø 6 mm



055395  
Ø 6 mm



055778  
Ø 6 mm



055779  
Ø 6 mm



055783  
Ø 8,2 mm

# UNIVERSAL STAPLES

## FIXING BUTTONS



**055785**  
Ø 7 mm



**055784**  
Ø 7 mm



**0551202**  
Ø 7,5 mm



**055786**  
Ø 7 mm



**055730**  
Ø 8,5 mm



**05570**  
Ø 8,5 mm



**05571**  
Ø 8,5 mm



**055780**  
Ø 6 mm



**055781**  
Ø 4 mm



**055317**  
Ø 5 mm



**055474**  
Ø 5 mm



**055699**  
Ø 6,5 mm



**055980**  
Ø 7,5 mm



**05575**



**0551070**




**055934**  
Ø 9 mm



**0551134**  
Ø 5 mm



**055935**  
Ø 7,3 mm



**0551073**  
Ø 9,6 mm



**055933**  
Ø 8,2 mm



**0551136**  
Ø 7 mm



**0551173**  
Ø 6 mm



**055463**  
Ø 8 mm



**055621**  
Ø 9,2 mm



**055629**  
Ø 6,7 mm



**055180**  
Ø 7 mm



**055981**  
Ø 7,5 mm



**055929**  
Ø 8,5 mm



**0551308**  
Ø 8 mm



**0551203**



**055931**  
Ø 5,3 mm

# UNIVERSAL STAPLES

## FIXING BUTTONS



**055338**  
Ø 7 mm



**0551049**  
Ø 6 mm



**055246**  
Ø 19 mm



**055776**  
Ø 7 mm



**055259**



**055219**  
Ø 7,3 mm



**055227**  
Ø 7,2 mm



**055777**  
Ø 10,5 mm



**055983**  
Ø 9,5 mm



**055166**  
Ø 9,5 mm



**055355**  
Ø 9,5 mm



**0551096**  
Ø 12,5 mm



**055979**  
Ø 9,5 mm



**055620**  
Ø 8 mm



**055468**  
Ø 6 mm



**05557**  
Ø 10,7 mm



**055665**  
Ø 12,5 mm



**055467**  
Ø 9 mm

## UNIVERSAL DOOR PLUG



**055954**

# UNIVERSAL STAPLES

## PLASTIC RIVETS



**055723**  
Ø 8 mm



**0551251**  
Ø 5 mm



**055375**  
Ø 3,5 mm



**055649**  
Ø 8,5 mm



**055231**  
Ø 7,5 mm



**055234**  
Ø 5,5 mm



**0551192**  
Ø 5 mm



**055239**  
Ø 9 mm



**0551306**  
Ø 9,5 mm



**055100**  
Ø 5 mm



**055368**  
Ø 6,5 mm



**055129**  
Ø 9 mm



**0551234**  
Ø 8 mm



**055130**  
Ø 6 mm



**055131**  
Ø 6,2 mm



**055132**  
Ø 5 mm



**055182**  
Ø 8 mm



**055220**  
Ø 8 mm



**055949**  
Ø 8 mm



**055948**  
Ø 3,5 mm



**055950**  
Ø 6 mm



**055951**  
Ø 6,5 mm



**055952**  
Ø 5,5 mm



**0551357**  
Ø 6 mm

# UNIVERSAL STAPLES

## PLASTIC RIVETS



**05545**  
Ø 10 mm



**0551026**  
Ø 15 mm



**0551174**  
Ø 6,5 mm



**0551232**  
Ø 6,5 mm



**0551191**  
Ø 5,5 mm



**05567**  
Ø 6,2 mm



**055622**  
7,5 x 9 mm



**055718**  
Ø 8,5 mm



**055791**  
Ø 6 mm



**0551356**  
Ø 7 mm



**0551399**  
Ø 8 mm



**05556**  
Ø 12 mm



**055767**  
Ø 6 mm



**055768**  
Ø 6 mm



**055946**  
Ø 7 mm



**055652**  
Ø 8,5 mm



**055624**  
Ø 6,5 mm



**055769**  
Ø 10 mm



**055800**  
Ø 9 mm



**055801**  
Ø 9 mm



**055939**  
Ø 6 mm



**055947**  
Ø 8 mm



**0551256**  
Ø 8 mm



**05510521**  
Ø 6 mm



**0551052**  
Ø 8 mm



**0551323**  
Ø 6,5 mm



**0551379**  
Ø 7,5 mm

# UNIVERSAL STAPLES

## PLASTIC RIVETS



# UNIVERSAL STAPLES

## PLASTIC RIVETS



**0551028**  
Ø 7 mm



**055678**  
Ø 6,5 mm



**0551235**  
Ø 6 mm



**055689**  
Ø 6,5 mm



**055682**  
Ø 6,5 mm



**055944**  
Ø 6,5 mm



**055703**  
Ø 6,5 mm



**055742**  
Ø 8 mm



**055945**  
Ø 6,5 mm



**0551193**  
Ø 6 mm



**055743**



**055686**  
Ø 9 mm



**055802**  
5 x 15 x 9



**055803**  
5 x 16 x 12



**055804**  
5 x 17 x 12



**055805**  
5 x 22 x 12



**055806**  
6 x 25 x 15



**055807**  
6.5 x 15 x 17



**055808**  
6.5 x 25 x 13



**055809**  
6.5 x 25 x 17



**055810**  
7 x 17 x 13



**055811**  
7 x 17 x 18



**0551337**  
6 x 14 x 20

# UNIVERSAL STAPLES

## DOOR AND INTERIOR UPHOLSTERY FIXING STAPLES



055960



0551196



055910



0551158



0551237



0551291



055916



055623



055714



0551017



055677



055156



055334



055159



0551157



0551159



0551179



0551181



0551198



0551238



0551239



0551176



0551021



0551144



0551206



055176



0551118



0551011



0551117



055912



0551019



0551006



055909



055996



0551146

# UNIVERSAL STAPLES

## DOOR AND INTERIOR UPHOLSTERY FIXING STAPLES



05558



05559



055642



055679



0551207



05572



0551145



0551111



0551197



055713



0551015



0551101




0551175



0551007



0551008



055639



055792



055908



055641



055911



055149



0551078



0551



055643

# UNIVERSAL STAPLES

## DOOR AND INTERIOR UPHOLSTERY FIXING STAPLES



055994



0551268



0551016



0551261



05574



055494



055636



055618



055793



055956



055957



055357



0551276



055955



0551104



055315



055184



0551147



055961



055913



055915



055962



0559



055157



055179



055774



0551266



055617

# UNIVERSAL STAPLES

## WINDSCREEN WIPER SPRAY



055560



055561



0551058



0551063



0551064



0551065



0551187



0551188



0551189



0551190



0551246




0551254

# UNIVERSAL STAPLES

## SPECIAL FLANGES



0551127



0551128




055968



055969

# UNIVERSAL STAPLES

VARIOUS



055594



0551133



0551115

0551116

# STAPLES BY BRANDS


**BMW**



**MINI**



012-01 R5



- 05529 6,3 mm
- 055974 4,8 mm
- 055457 4,8 mm
- 055754 4,8 mm
- 0551171 3,9 mm
- 055729 5,5 mm
- 055728 4,8 mm
- 055757 4,8 mm
- 05564 4,2 mm
- 0551336
- 0551413
- 116245 2,4 mm
- 055611 Ø 6 mm
- 055733 Ø 5 mm
- 0551243
- 0551169
- 0551170
- 0551245
- 055747
- 0551365 Ø 7 mm
- 0551340
- 055678 Ø 6,5 mm
- 055689 Ø 6,5 mm
- 055682 Ø 6,5 mm
- 0551235 Ø 6 mm
- 055742 Ø 8 mm
- 055703 Ø 6,5 mm
- 055944 Ø 6,5 mm
- 0551174 Ø 6,5 mm
- 0551463 6 x 18 x 20
- 0551337 6 x 14 x 20
- 0551232 Ø 6,5 mm
- 055220 Ø 8 mm
- 0551234 Ø 8 mm
- 055952 Ø 5,5 mm
- 0551236 Ø 6,5 mm
- 0551233 Ø 8 mm
- 055743
- 0551160
- 055270
- 0551161

**BMW**



**MINI**



# STAPLES BY BRANDS



055671



0551162



05574



0551238



0551157



0551390



0551316



0551317



0551434



0551436



0551431



0551159



0551175



0551239



055212



0551158



0551237



055730



0551176



0551179



0551240



0551241



055732



0551173  
Ø 6 mm



055467  
Ø 9 mm



055735



0551242



055286  
Ø máx 11 mm



055965  
Ø máx 13 mm



055238  
Ø máx 14 mm



0551168



0551172



0551246

# STAPLES BY BRANDS

CITROËN



PEUGEOT



TALBOT



055103  
M6



055408  
M6



055108  
M6



05586  
3 mm



055151  
6 mm




0551404  
M6



0551416



0551452



0551445



0551115



0551116



055975  
M6



116245  
Ø 2,4 mm



055676  
Ø 14 mm

# STAPLES BY BRANDS

**CITROËN**



**PEUGEOT**



**TALBOT**



0551333

055129  
Ø 9 mm

055130  
Ø 6 mm

055220  
Ø 8 mm

055761  
Ø 6 mm

055942  
Ø 8 mm

0551048  
Ø 8 mm

0551324  
Ø 8,5 mm

0551028  
Ø 7 mm

055686

0551384

055619

055964

0551281

0551283

055375  
Ø 3,5 mm

055132  
Ø 5 mm

055234  
Ø 5,5 mm

055357

055643

0551

0551331

0551045

055642

055641

055908

0551329

0551325

0551443

0551207

055679

05558

055334

055159

0551144

0551206

0559

055119

0551202

0551319


0551408

0551419

0551453

# STAPLES BY BRANDS

**CITROËN**



**PEUGEOT**



**TALBOT**



**055227**  
Ø 7 mm



**0551049**  
Ø 6 mm



**055259**



**0551272**  
Ø 7,8 mm



**055621**  
Ø 9,2 mm



Ø 8,5 mm

**055929**



Ø 8,5 mm

**0551203**



**055931**  
Ø 5,5 mm



**055620**  
Ø 8 mm



**05557**  
Ø 10,7 mm



**055287**  
Ø 7,5 mm



**055171**  
Ø máx 8 mm



**055286**  
Ø máx 11 mm



**055965**  
Ø máx 13 mm



**055238**  
Ø máx 14 mm



**055192**  
Ø máx 17 mm



**055168**  
Ø máx 24 mm



**055164**



**055135**



**055366**



**055245**



**0551322**



**0551338**  
Ø 5,5 mm



**0551131**



**0551001**



**0551002**




**055561**



**055601**

# STAPLES BY BRANDS

CITROËN



PEUGEOT



TALBOT



055762



055644



0551211



055645



0551208



0551462



0551442



055120



055275



0551282



0551397



0551210



0551284

DAEWOO



HYUNDAI



KIA



0551033



0551037



0551034



0551039




0551005



055963



055723



055769



0551108

# STAPLES BY BRANDS

**DAEWOO**



**HYUNDAI**



**KIA**



0551382  
Ø 8 mm

0551399  
Ø 8 mm

0551015

0551111

0551410

0551430

0551454



0551035  
Ø 4,8 mm

055976

055989

055990

055997

055999

0551003

055994

055996

0551109

0551110

055998

**DAIHATSU**



**MAZDA**



**MITSUBISHI**



**SUZUKI**



0551006

0551291

0551387

0551366 5,5 mm

0551426

055771

055780

055781

0551136  
Ø 7 mm

0551292



055941  
Ø 7 mm

0551129  
Ø 8 mm

0551027  
Ø 6,8 mm

0551396  
Ø 8 mm

0551356  
Ø 7 mm

0551113  
Ø 14,8 mm

0551379  
Ø 7,5 mm

055939  
Ø 6 mm

055946  
Ø 7 mm

0551142

# STAPLES BY BRANDS

FIAT



ALFA ROMEO



LANCIA



IVECO

IVECO

ABARTH



AUTOBIANCHI



055416  
M6



055412  
M8



055229  
M6



055417  
M6



0551066  
4,6 mm



116245  
2,4 mm



0551156  
M6



055428  
Ø 6 mm



055605  
Ø 4,8 mm



0551380  
Ø 4 mm



0551374  
Ø 4,8 mm



0551041  
M6



0551220  
M6



0551057



0551066  
4,6 mm



116245  
2,4 mm



055103  
M6



055392  
M5



055408  
M6



055420  
M6



055228  
M6



055225



055243  
M6



055902  
M5



055400  
M4



055419  
M6



055111  
M5



055414  
M6

# STAPLES BY BRANDS

FIAT



ALFA ROMEO



LANCIA



IVECO

IVECO

ABARTH



AUTOBIANCHI



**055171**  
Ø máx 8 mm



**055286**  
Ø máx 11 mm



**055965**  
Ø máx 13 mm



**055238**  
Ø máx 14 mm



**055192**  
Ø máx 17 mm



**055168**  
Ø máx 24 mm



**055151**  
6 mm



**0551363**



**055105**



**0551103**



**055288**



**055389**  
Ø 4,2 mm



**055390**  
Ø 4,2 mm



**055919**  
Ø 3,5 mm



**0551083**



**055918**  
Ø 4,2 mm



**055135**  
Ø 4,8 mm



**055386**  
Ø 4,2 mm



**055384**  
Ø 6,3 mm



**055381**  
3,9 mm



**055125**  
5,5 mm



**055659**  
Ø 5,5 mm



**0551086**



**0551076**



**0551388**  
4,8 mm

# STAPLES BY BRANDS

FIAT



ALFA ROMEO



LANCIA



IVECO

IVECO

ABARTH



AUTOBIANCHI



0551322



055907



055347



0551084



0551088



055366



055185



055197



055351



055179



0551384



055915



055913



055960



0551327



0551373



0551146



055961



0551147



055184



055315



055962



055156



055334



055910



055916



055494



055636

# STAPLES BY BRANDS

FIAT



ALFA ROMEO



LANCIA



IVECO

IVECO

ABARTH



AUTOBIANCHI



# STAPLES BY BRANDS

FIAT



ALFA ROMEO



LANCIA



IVECO

IVECO

ABARTH



AUTOBIANCHI



05545  
Ø 10 mm

0551026  
Ø 15 mm



055254  
Ø 6 mm



055195  
Ø 7,5 mm



055158  
Ø 8 mm



055174  
Ø 8 mm



055175  
Ø 9,5 mm



055154  
Ø 8 mm



055335  
Ø 9,5 mm



055169  
Ø 8 mm



055201  
Ø 8 mm



055926  
Ø 9,5 mm



055214  
Ø 9,5 mm



055281  
Ø 8 mm



055280  
Ø 8 mm



0551075  
Ø 9,6 mm



055161  
Ø 8 mm




055924  
Ø 8 mm



055925  
Ø 8 mm



055213  
Ø 8 mm



0551102  
Ø 8 mm



055927  
Ø 9,5 mm



055202  
Ø 11,2 mm



055203  
Ø 11,2 mm



0551352  
Ø 9,5 mm



055216  
Ø 8 mm



055337  
Ø 8 mm

# STAPLES BY BRANDS

FIAT



ALFA ROMEO



LANCIA



IVECO

IVECO

ABARTH



AUTOBIANCHI



055464  
Ø 9,5 mm



055170  
Ø 8 mm



0551070  
Ø 7,5 mm



05539  
Ø 7,5 mm




05538  
Ø 9 mm



055934  
Ø 9 mm



0551383  
Ø 7,5 mm




0551134

0551135



055983  
Ø 10,5 mm



0551073  
Ø 9,6 mm



055935  
Ø 7,3 mm



0551417



055166  
Ø 9,5 mm



055355  
Ø 9,5 mm



055180  
Ø 6,5 mm



055979 Ø 9,5 mm



0551067  
Ø 9,5 mm



055219  
Ø 7,3 mm



0551136  
Ø 7 mm



055933  
Ø 8,2 mm



0551449  
Ø 7,5 mm



0551096  
Ø 12,5 mm



055330  
Ø 11 mm



055246  
Ø 19 mm



0551143



0551405



055619



055204



0551068



055395

# STAPLES BY BRANDS

FIAT



ALFA ROMEO



LANCIA



IVECO

IVECO

ABARTH



AUTOBIANCHI



0551062



0551061



0551059



055690



0551089



0551065



0551063



0551058



0551064



055973



0551029



055210



0551091



0551090

# STAPLES BY BRANDS

FIAT



ALFA ROMEO



LANCIA



IVECO

IVECO

ABARTH



AUTOBIANCHI



0551140




05512



0551142



0551095



0551093



0551148




0551150



01201



0551151




0551152



0551153



0551154



0551446



0551439

# STAPLES BY BRANDS

**FORD**



116245  
2,4 mm

055693  
4,8 mm



055423  
5,5 mm



0551017



05529  
6,3 mm



055956



055457  
4,8 mm



055623



055974  
4,8 mm



0551008



0551444  
5 mm



05572



05562  
6,3 mm




05574



055222  
6,3 mm



055618



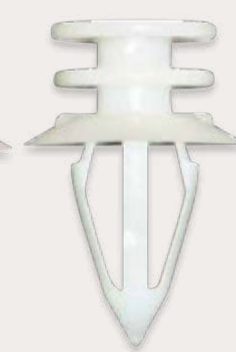
055415  
6,3 mm



055636



055424  
4,2 mm



055639



05582  
3,5 mm



055212



05563  
6,3 mm



0551330



055548



0551335  
Ø 8 mm



0551279



0551425



0551418



0551440



0551221




0551222

# STAPLES BY BRANDS

FORD



055388



055151  
Ø 6 mm



055988



0551011



055632



055365  
Ø 9,3 mm



055467  
Ø 9 mm



055530  
Ø 5,5 mm



0551184



055528  
Ø 4,2 mm



0551053  
Ø 6,3 mm



055616



055611



055634  
Ø 3,9 mm



055143  
Ø 6 mm



05570  
Ø 8 mm



0551181  
Ø 8,5 mm



055649  
Ø 8,5 mm



055220  
Ø 8 mm



0551051



055624  
Ø 6,5 mm



0551343  
Ø 6 mm



0551424  
Ø 8 mm



0551256  
Ø 8 mm



05510521  
Ø 6 mm



0551052  
Ø 8 mm



0551323  
Ø 6,5 mm



055622  
7,5 x 9 mm



0551180  
Ø 5,5 mm



05556  
Ø 11 mm



0551182



055640



055113



055967



055286  
Ø máx 11 mm

# STAPLES BY BRANDS

FORD



0551183



0551187



0551188



0551189



0551190

HONDA



055734  
Ø 5 mm



055938  
Ø 7 mm



0551395  
Ø 10 mm



055769  
Ø 10 mm



055767  
Ø 6 mm



055768  
Ø 6 mm



055652  
Ø 8,5 mm



055766  
Ø 8 mm



0551129  
Ø 8 mm



055765  
Ø 8 mm



055764  
Ø 10 mm



055937  
Ø 8 mm



055963  
Ø 10 mm



055777  
Ø 7,2 mm



055776  
Ø 7 mm



0551290



055763



055917



055771

# STAPLES BY BRANDS

**MERCEDES**



**SMART**




**CHRYSLER**



**055758**  
2,9 mm



**055755**  
4,2 mm



**055728**  
4,8 mm



**05562**  
6,3 mm



**055415**  
6,3 mm



**055757**  
4,8 mm



**055901**  
M5



**055733**  
Ø 5 mm



**055734**  
Ø 5 mm



**055273**



**055921**



**0551287**



**0551198**



**0551326**



**0551196**



**0551197**



**0551345**



**0551315**



**055311**



**055258**



**055623**



**055649**  
Ø 8,5 mm



**055220**  
Ø 8 mm



**0551192**  
Ø 5 mm



**055948**  
Ø 3,5 mm



**0551193**  
Ø 6 mm



**055945**  
Ø 6,5 mm




**0551191**



**055942**  
Ø 8 mm



**055255**



**055504**



**0551381**  
Ø 6,4 mm

# STAPLES BY BRANDS

**MERCEDES**



**SMART**




**CHRYSLER**



**055512**



**0551199**



**055509**



**055286**

Ø máx 11 mm



**055965**

Ø máx 13 mm



**055238**

Ø máx 14 mm



**055192**

Ø máx 17 mm



**055168**

Ø máx 24 mm



**0551106**

# STAPLES BY BRANDS

**NISSAN**



0551427



0551369



055775



055774



055947  
Ø 8 mm



0551044  
Ø 8,5 mm



0551129  
Ø 8 mm



055936  
Ø 10 mm



055938  
Ø 7 mm



0551395 Ø 10 mm

**OPEL**



05529  
Ø 6,3 mm



055423  
Ø 5,5 mm



055974  
Ø 4,8 mm



055457  
Ø 4,8 mm



055726  
Ø 6,5 mm



055729  
Ø 5,5 mm



05564  
Ø 4,2 mm




05563  
Ø 6,3 mm



055424  
Ø 4,2 mm



055388



116245  
Ø 2,4 mm



0551421  
Ø 8 mm



0551423  
Ø 8 mm



0551105  
Ø 5,3 mm



055611  
Ø 6 mm



055725  
Ø 5 mm



055648



0551042



0551043



055176



055677



0551406



0551118



0551438

# STAPLES BY BRANDS

OPEL



0551021



0551019



0551117



055909



0551440



0551418



055723  
Ø 8 mm



0551251  
Ø 5 mm



055948  
Ø 5,5 mm



055950  
Ø 5,5 mm



055220  
Ø 8 mm



055689  
Ø 6,5 mm



055682  
Ø 6,5 mm



055683  
Ø 6 mm



0551450




0551321



0551328



0551332



055475



055980  
Ø 7,5 mm



0551343  
Ø 6 mm



055463  
Ø 8 mm



055467  
Ø 9 mm



055662



055139



055473



055238  
Ø máx 14 mm



0551252



0551254

# STAPLES BY BRANDS

**PORSCHE**



05562



055415

**RENAULT**



**DACIA**



055412



055416



055403



055429



0551271



055108



055224



05564



05586



05580



055137



055901




055103

# STAPLES BY BRANDS

RENAULT



DACIA



**055151**  
6 mm



**055327**  
4,8 mm



**116245**  
2,4 mm



**055211**



**055599**



**055560**

# STAPLES BY BRANDS

RENAULT



DACIA



0551437



0551423  
Ø 8 mm



0551262  
Ø 6,8 mm



0551044  
Ø 8,5 mm



05568  
Ø 6 mm



0551372



055316



055245



055295



0551270



055349



055132  
Ø 5 mm



055100  
Ø 5 mm



0551453



0551319



0551320



0551266



0551360



055617



0551267



0551318



0551144



055908




0551268



0551016



0551261



0551117



055912



0551269



055334




055159



0551412



0551411



0551118



0551264



0551285

# STAPLES BY BRANDS

RENAULT



DACIA



055171  
Ø máx 11 mm



055286  
Ø máx 11 mm



055965  
Ø máx 13 mm



055238  
Ø máx 14 mm



055192  
Ø máx 17 mm



055168  
Ø máx 24 mm



055665  
Ø 12,5 mm



05557  
Ø 10,7 mm



055227  
Ø 7 mm



055629  
Ø 6,7 mm



055338  
Ø 7 mm



055621  
Ø 9,2 mm



055981  
Ø 7,5 mm



055232



055964



055140



0551459



0551455



0551322



055133



055164



0551131  
Ø 4,2 mm



055187



055186



055188



055359



055348



055240

# STAPLES BY BRANDS

RENAULT




DACIA



05512



055378



05522



055970

SAAB



VOLVO



ROVER



LAND ROVER



0551215  
M5



055723  
Ø 8 mm



0551357  
Ø 6 mm



055937  
Ø 8 mm



0551358  
Ø 5 mm



0551377



0551428



0551415

# STAPLES BY BRANDS

TOYOTA



LEXUS



055778  
Ø 6 mm



055779  
Ø 6 mm



055783  
Ø 7 mm



055785  
Ø 7 mm



055784  
Ø 7 mm



055786  
Ø 7 mm



0551349  
Ø 5 mm



0551356  
Ø 7 mm



0551394



0551376  
Ø 7 mm



0551353  
Ø 6,5 mm



0551027  
Ø 6,8 mm



055789  
Ø 8,5 mm



055790  
Ø 7 mm



0551407  
Ø 6,5 mm



0551217  
Ø 7 mm



055791  
Ø 6 mm



055800  
Ø 9 mm



055801  
Ø 9 mm



0551130  
Ø 9 mm



0551456



055793  
Ø 8 mm



055792  
Ø 8 mm



0551451




0551457



0551448



0551426



0551447



0551460



0551422

# STAPLES BY BRANDS

TOYOTA



LEXUS



055799



055771



0551386  
Ø 5 mm



0551216



0551389



055787



0551391



055920  
Ø 5,5 mm



0551361



0551338  
5,5 mm



055796  
Ø 5,5 mm



0551114

# STAPLES BY BRANDS

**VOLKSWAGEN**



**AUDI**



**SEAT**



**SKODA**



**05529**  
Ø 6,3 mm



**05555**  
Ø 6,3 mm



**055974**  
Ø 4,8 mm



**055457**  
Ø 4,8 mm



**055429**  
Ø 4,2 mm



**055975**  
M6



**055670**  
Ø 4,8 mm



**0551364**  
Ø 6 mm



**0551046**



**0551401**



**0551375**



**0551230**

**0551231**



**116245**  
Ø 2,4 mm



**0551367**  
Ø 3,8 mm



**055181**  
Ø 4,2 mm



**055224**  
Ø 6,3 mm



**05563**  
Ø 6,3 mm



**055415**  
Ø 6,3 mm



**0556201**  
Ø 4,8 mm



**05564**  
Ø 4,2 mm



**055550**  
M6




**055424**  
Ø 4,2 mm



**055549**  
Ø 5,5 mm



**05562**  
Ø 5,5 mm



**055728**  
Ø 5,5 mm



**0551398**



**0551371**  
Ø 4,8 mm



**0551311**  
Ø 5 mm



**055611**



**055700**



**055500**



**055501**



**055425**  
Ø 6,3 mm



**055496**  
M6



**0551393**



**055548**

# STAPLES BY BRANDS

**VOLKSWAGEN**



**AUDI**



**SEAT**



**SKODA**



05559



055212  
Ø 8 mm



055717  
8 mm



0551280



055475



0551278



0551295



0551305



0551309




0551320



0551344



0551279



0551120



0551298



0551119



0551296  
Ø 8 mm



0551306  
Ø 9,5 mm



055252  
Ø 4 mm



055375  
Ø 3,5 mm



055649  
Ø 8,5 mm



055220  
Ø 8 mm



055129  
Ø 9 mm



055231  
Ø 7,5 mm



055948  
Ø 3,5 mm




0551127 4,8 x 148 mm



0551299

0551300



055969 4,6 x 200 mm



0551409



055713  
Ø 8 mm



055714  
Ø 7 mm



05574  
Ø 7,5 mm



055956  
Ø 8 mm

# STAPLES BY BRANDS

**VOLKSWAGEN**



**AUDI**



**SEAT**



**SKODA**



**0551310**  
Ø 8 mm



**055703**  
Ø 6,5 mm



**0551052**  
Ø 8 mm



**055488**  
Ø 8 mm



**0551050**  
Ø 5 mm



**055486**  
8 x 10 mm



**055718**  
Ø 8,5 mm



**055485**  
Ø 8,5 mm



**055468**  
Ø 6 mm



**0551414**



**0551461**



**055656**



**0551010**



**055721**



**0551276**



**055955**



**0551104**



**0551294**  
Ø 9,5 mm



**0551307**



**055207**



**055317**  
Ø 5 mm



**055474**  
Ø 5 mm



**055699**  
Ø 6,5 mm



**055650**  
Ø 7 mm



**055465**  
Ø 9 mm



**055467**  
Ø 9 mm



**055655**  
Ø 11 mm



**0551308**  
Ø 8 mm



**0551455**

# STAPLES BY BRANDS

**VOLKSWAGEN**



**AUDI**



**SEAT**



**SKODA**



0551314  
Ø 4,2 mm



055532



055533



055663



055292



055680



055527



055529



055654



055526



05557



0551313



0551301



055135



0551030



0551131



055293



055393



055667



0551293



055110



0551303



0551304



0551302



055329



055492



0551227



0551228



0551392

# STAPLES BY BRANDS

**VOLKSWAGEN**



**AUDI**



**SEAT**



**SKODA**



055672



055673



055325

**TESLA**



0551425



0551426




0551424  
Ø 8 mm


# FAST LEAD SCREWS

## Fast lead screws

**Ø 2.5**




**Ø 3.5**




CHECK MEASUREMENTS IN RATE

**Ø 3**



**Ø 4**



 **DICHROMATE-PLATED POZIDRIVE**



**Family 211**

 **GALVANISED POZIDRIVE**



**Family 212**

 **INOX POZIDRIVE**



**Family 233**

 **DICHROMATE-PLATED TORX**



**Family 209**

# STAPLES BY BRANDS

VOLKSWAGEN




AUDI



SEAT



SKODA




055675

## INSTRUCTIONS FOR POWER WINDOW WINDER ASSEMBLY KIT

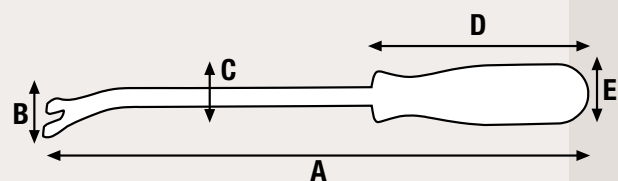
1. Press and set tool (A) on the tensing strings of the cables (B1 and B2), as indicated in figure (1). The spring holder tool (A), in this case red in colour, is under reference 055675.
2. Replace the two plastic parts of the glass support flanges (C1-C2), catching hold of the cables again, as indicated in figure (2).
3. Again locate the cables on the pulleys D1-D2-D3 and tension them by operating the corresponding knob of wheel D4, following the instructions of figures (3 - 4 - 5 - 6).

**NOTE:** You must not forget to remove the spring holder tool (A) before replacing the assembly.



055906

## UNIVERSAL STAPLE REMOVER LEVER



REF.	A	B	C	D	E
012050	280	7.28-22.30	8	115	28



## STAPLE REMOVAL PLIERS 012 3356

### SPECIFICATIONS:

Practical pliers that facilitate removal of difficult to access staples on bumpers, lining panels, dashboards, mouldings, mud guards, etc.  
Does not damage door coverings.  
**Length:** 240 mm



# SUPPORTS FOR EXHAUST PIPES



**ALFA ROMEO / AUDI / BMW / CITROËN  
FIAT / LANCIA / MAZDA / MERCEDES  
OPEL / PEUGEOT / SEAT / VOLKSWAGEN**

EXTERNAL DIAMETER: 59 mm; INTERNAL DIAMETER: 32 mm  
THICKNESS: 14 mm



083366




**TALBOT**

EXTERNAL DIAMETER: 64 mm  
INTERNAL DIAMETER: 36.5 mm  
THICKNESS: 14 mm



083161



**LANCIA / MITSUBISHI  
OPEL**

EXTERNAL DIAMETER: 66 mm  
INTERNAL DIAMETER: 35 mm  
THICKNESS: 15 mm



083649



**OPEL**

EXTERNAL DIAMETER: 60 mm  
INTERNAL DIAMETER: 37 mm  
THICKNESS: 14 mm



083101



**RENAULT**

EXTERNAL DIAMETER: 54 mm  
INTERNAL DIAMETER: 35 mm  
THICKNESS: 10 mm



083162



**FIAT / OPEL / SEAT**

EXTERNAL DIAMETER: 65 mm  
INTERNAL DIAMETER: 45 mm  
THICKNESS: 12 mm



083165



**MAZDA / RENAULT**

EXTERNAL DIAMETER: 65 mm  
INTERNAL DIAMETER: 40 mm  
THICKNESS: 13 mm



083262




**VOLKSWAGEN**

EXTERNAL DIAMETER: 70 mm  
INTERNAL DIAMETER: 50 mm  
THICKNESS: 18 mm



083071

# SUPPORTS FOR EXHAUST PIPES



**ALFA ROMEO / CITROËN  
FIAT / LANCIA / PEUGEOT**

EXTERNAL DIAMETER: 63 mm  
INTERNAL DIAMETER: 53 mm  
THICKNESS: 31 mm



0830318



**ALFA ROMEO  
FIAT / LANCIA**

89 x 29 x 25



0830327



**ALFA ROMEO / FIAT  
LANCIA / RENAULT / SEAT**

89 x 27 x 35



083280



**ALFA ROMEO  
FIAT / LANCIA**

60 x 45 x 15



0830310



**ALFA ROMEO / FIAT  
LANCIA**

61 x 48 x 12



0830334



**AUDI / FORD / SEAT  
SKODA / VOLKSWAGEN**

73 x 51 x 35



0830308



**AUDI**

65 x 59 x 30



0830331



**AUDI / MERCEDES  
SEAT / VOLKSWAGEN**

61 x 52 x 14



083497

# SUPPORTS FOR EXHAUST PIPES



**AUDI / SEAT**

64 x 59 x 15



0830336



**AUDI / VOLKSWAGEN**

64 x 59 x 30



0830335



**BMW**

EXTERNAL DIAMETER: 62 mm  
INTERNAL DIAMETER: 47 mm  
HEIGHT DIAMETER: 21 mm



083090



**BMW**

58 x 50 x 25



0830337



**BMW**

EXTERNAL DIAMETER: 83 x 83 mm  
INTERNAL DIAMETER: 56 x 56 mm  
THICKNESS: 14 mm



0830324



**CITROËN / PEUGEOT**

63.5 x 46 x 45



083303



**CITROËN / PEUGEOT**

61 x 37 x 18



0830307



**CITROËN / PEUGEOT**

73.5 x 47 x 15



0830326

# SUPPORTS FOR EXHAUST PIPES



**CITROËN / PEUGEOT**

57 x 52 x 20



0830312



**CITROËN / FIAT  
LANCIA / PEUGEOT**

EXTERNAL DIAMETER: 63 mm  
INTERNAL DIAMETER: 53 mm  
HEIGHT DIAMETER: 37 mm



0830325



**FIAT / LANCIA  
SEAT**

54.5 x 45 x 28.5



083207



**FIAT / LANCIA**

73 x 43 x 58-27



083094



**CITROËN / FORD / PEUGEOT  
ROVER-AUSTIN**

70 x 45 x 38



083247

# SUPPORTS FOR EXHAUST PIPES



**FORD**

62 x 54 x 24



0830315



**FORD / OPEL**

EXTERNAL DIAMETER: 45 mm  
INTERNAL DIAMETER: 28 mm  
HEIGHT DIAMETER: 38 mm



083093



**LAND ROVER**

70 x 50 x 6.5



083209



**FIAT / LADA / SEAT**

98.5 x 30.5 x 7.2-14.5



083158



**FIAT / LADA / LANCIA  
PEUGEOT / SEAT**

78 x 37 x 33.5



083156



**MERCEDES**

85 x 77 x 18



083089

# SUPPORTS FOR EXHAUST PIPES



**MERCEDES**

61 x 51 x 19



0830323



**MINI**

WAIST DIAMETER: 25 mm  
DIAMETER: 32 mm  
METRIC 8




083124



**NISSAN / MERCEDES**

DIAMETER: 25 mm  
METRIC 8



0830316



**OPEL**

68 x 57  
THICKNESS: 13 mm



0830333



**OPEL**

65 x 55 x 12



083270



**MINI**

WAIST DIAMETER: 26 mm  
DIAMETER: 35 mm  
METRIC 8



083126



**NISSAN**

42 x 30  
THICKNESS: 13 mm



0830330



**NISSAN / SUZUKI  
TOYOTA**

62 x 53 x 25.5-20.5



083554



**OPEL**

104 x 32.5 x 32.5



**OPEL**

45 x 44 x 40.5




083553

# SUPPORTS FOR EXHAUST PIPES



**OPEL**

37 x 31 x 24.5



083552



**OPEL**

104.5 x 34.5 x 22



0830314



**PEUGEOT**

50 x 32.5 x 22.5  
METRIC: M8



083378



**RENAULT**

WIDTH: 25 mm  
WAIST DIAMETER: 28.5 mm  
METRIC 6



083205



**RENAULT**

37 x 22.5 x 13.5  
METRIC: M6



083142



**OPEL**

62 x 48.5 x 41



0830306



**OPEL**

74 x 49 x 40



0830311



**RENAULT**

HEXAGONAL DIAMETER: 47 mm  
WAIST DIAMETER: 26 mm  
METRIC 10



083167



**RENAULT**

INTERNAL DIAMETER: 50 mm  
EXTERNAL DIAMETER: 65 mm



083320



**RENAULT**

HEXAGONAL DIAMETER: 25 mm  
WAIST DIAMETER: 17 mm  
METRIC 6



083153

# SUPPORTS FOR EXHAUST PIPES



**RENAULT**

39 x 25 x 13.5



083148



**RENAULT**

HEXAGONAL DIAMETER: 47 mm  
WAIST DIAMETER: 26 mm  
METRIC 8



083240



**RENAULT**

54 x 28  
HEIGHT: 28 x 10



0830319



**RENAULT**

57 x 34-27.5 x 39-28




0830303



**RENAULT**

218 x 97 x 7-32



0830309



**RENAULT**

49 x 27 x 28



083584



**RENAULT**

51 x 49-15 x 22



0830301



**RENAULT**

50 x 48-15 x 22



0830305



**RENAULT**

52 x 43 x 24



0830313

# SUPPORTS FOR EXHAUST PIPES



**RENAULT**

60 x 81 x 37



**0830322**



**SEAT**

72 x 50 x 35



**0830328**



**RENAULT**

22 x 49.5 x 30



**0830321**



**VOLKSWAGEN**

120.5 x 54 x 33



**0830332**